



AUTOMIZER™

 **labrie**
Labrie Enviroquip Group


**CNG READY
SINCE 2001**

INNOVATIVE DESIGN, THOROUGHLY ENGINEERED TRUCKS – SINCE 1985

Labrie was originally founded in 1933, manufacturing heavy hauling equipment. In 1985 the company refocused its core manufacturing on waste collection vehicles as a response to the evolution of the industry. At that time, waste collection was transforming from a completely manual operation to a semi- or fully-automated operation.

Today, Labrie stands as a major leader in the North-American marketplace with more than 12,000 vehicles on the road. Labrie is renowned for designing and manufacturing of high-quality, innovative waste collection vehicles that stand the test of time.

The industry recognizes the Labrie brand by its signature seamless bodies and strong arms and as waste collection continues to develop, you can be sure that Labrie will be building the quality products needed to get the job done.

"The Automizer has proven time and time again to be the most productive and reliable unit with virtually no down time. It meets and exceeds the expectations of us and our customers."

Don Arata

President, Arata Equipment Company

"Labrie has helped us master the automation system. Moving forward in the future, Labrie will be our #1 choice for automated."

John Browne,

Royal Carting Services

Hopewell Jct, New York

THE AUTOMIZER RIGHT-HAND™ HISTORY

In 1997, Labrie introduced the Automizer CoolHand™ which featured a new arm design that captured the industry. In 2004, after several years of production, Labrie combined industry feedback and new technology and launched the Right-Hand™. The Right-Hand™ strong inline design was immediately seen as the market leader, providing the quality and reliability haulers had been waiting for.

In 2009, Labrie redesigned the entire body of the Automizer™ to meet the demands of an ever evolving industry, and in 2010, Labrie launched the Heavy-Duty RightHand™ arm to accommodate clients with larger and heavier collection containers.



Automizer Cool-Hand™



Automizer Right-Hand™



Automizer Right-Hand™ Fleet

PRODUCTIVITY REQUIRES A STRONG ARM THAT CAN REACH

The Automizer Right-Hand™ sideloader features a strong, light-weight body with a reliable loading arm that can reach farther than any other automated sideloader. Parked cars and other obstacles are no longer an obstacle with an arm that can reach 12-feet and lift up to 1,000 pounds fully extended. Thanks to carefully engineered hydraulics, this arm maneuvers both smoothly and with exacting precision.

Having a smooth operating arm is significantly important when maneuvering in tight spaces; our arm is the smoothest operating arm in the industry today due to its low "mass-in-motion" and "under hopper" inline design. This arm is easy to operate with an electric over hydraulic joystick control; and the Zero-Grab low swing out makes collection in narrow spaces a breeze!



Hopper access on curbside



Heavy-duty Right-Hand™ arm



Low dumping height



12-foot reach, inline design

12-FOOT

**ARM
EXTENSION**

1,000-LB

**ARM LIFTING
CAPACITY,
FULLY EXTENDED**

180

**PICK-UPS/HOUR
ON AVERAGE**



ONCE YOU TRY AN AUTOMIZER RIGHT-HAND,TM YOU'LL NEVER GO BACK



The Automizer Right-HandTM is the most popular automated straight frame sideloader in the market today for a reason; *people don't think about the collection process when they place their bins or park their cars.* This is why the AutomizerTM is equipped with one of the strongest, most maneuverable arms on the market. The joystick enables the operator to precisely control the arm and integrates cushioning at the end of the cylinder's stroke, delivering smooth, fast pick-ups. The Automizer'sTM low dumping height allows the operator to maneuver around low trees and hanging wires while reducing stress on the hopper floor. The inline design of the Right-HandTM ensures no torquing in the arm when dumping, allowing for greater longevity.

The AutomizerTM is the flagship fleet vehicle for many large haulers. It makes for a great fleet vehicle because of its low maintenance, its easy-to-operate loading arm and its maximizing payload design. Access panels located on the rubrails have been installed to protect the hydraulic hoses, tubing and electrical harnesses, as well as, for ease of maintenance.

Once your operators use the Automizer Right-HandTM, they will never want to use another sideloader.

QUALITY AND PRODUCTIVITY COME STANDARD ON EVERY AUTOMIZER RIGHT-HAND™

At Labrie, we spend a lot of time and attention on the details that can really affect your total cost of ownership. We are committed to delivering well engineered, high-quality and reliable trucks that will increase your fleets productivity and keep your maintenance costs low. Guaranteed.

Our years of experience in waste collection have led us to create a proven, tapered body design. The rounded and tapered shape of the body sides and roof increases the compaction ratio by retaining the majority of the material at the back of the body. It also has a smooth unloading process, even at the highest compaction ratio. Body sides are built using a single sheet of steel to increase structural strength, eliminating the need for reinforcement posts, and providing for a cleaner look. This feature also eliminates weld seams, which are prone to cracks and corrosion.



ZERO GRAB

The Automizer Right-Hand™ stop-and-go operation is quick, simple and effective. The zero grab, low swing out Right-Hand™ arm is smooth to operate in narrow alleys and tight spaces.

EXTENDED REACH

On a 100% automated route, you need to have equipment that can reach its target. The Automizer Right-Hand™ can extend up to 12 feet and lift a 1,000-lb load. This design is simple yet effective, making the entire operation smooth and steady. Maneuvering around parked cars has never been simpler.

HEAVY-DUTY ARM

Our heavy-duty arm was designed to address special lifting needs including 300-gallon and 1,100-liter containers. Our simple design relies on chains that are twice as strong to reduce stretching and premature failure. Our low mass-in-motion concept relies on a smart inline design, therefore the arm doesn't need to be overbuilt or reinforced to compensate for torsional stress, unlike offset designs.



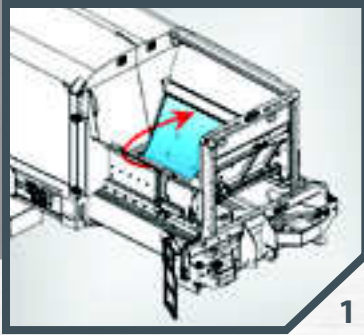
"HARDOX IN MY BODY"

ONLY CERTIFIED SIDELOADER IN THE INDUSTRY

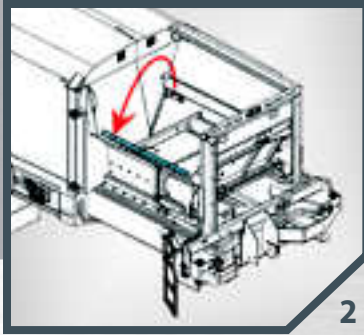


By building the Automizer™ hopper and body floor out of Hardox 450 steel, we have reduced the overall weight of the truck in order to collect the **largest legal payload possible**.

The benefit of building a body with such high-quality materials can result in a **minimum of 5% higher legal payload attainable and 3% reduction in floor repairs**.



1



2

- 1 With this chute configuration, all the material is dumped into the curbside division of the body.
- 2 Chute in this configuration allows all the material to be dumped in the streetside division of the body.

UNMATCHED VERSATILITY

Our Co-mingle version finally offers the industry a patented split body. The versatility that this split design offers is very important when maximizing payload and adapting route diversion rates. The body comes in a 40/60 or 50/50-split configuration, which can be combined with one of 8 body sizes to choose from (17 yd³ to 37 yd³). Controlled by a hydraulic cylinder, the hopper chute can be re-configured on-the-go from within the cab.



60/40 split body configuration



LABRIE CNG: DELIVERING A CLEANER WAY OF DOING BUSINESS SINCE 2001



With the high volatility of diesel prices, fuel choice has never been more important. At Labrie, we believe in greener, safer, smarter and more efficient waste collection vehicles. This is what we have been designing and building for the past 25 years.

We deliver the highest-quality, factory-installed compressed natural gas (CNG) solutions that are fully tested at our on-site CNG station. Our manufacturing expertise in CNG is passed along to you with every vehicle.

You benefit from a trusted source of expertise when it comes to converting to CNG.

THE BENEFITS OF CHOOSING CNG ARE HUGE:

- **AFFORDABLE** : Substantially reduced fuel costs when compared to diesel
- **CLEAN**: 23% less Greenhouse Gas Emissions compared to diesel fuel
- **FOREIGN FUEL INDEPENDENCE**: 98% of fuel supplied from the U.S. and Canada
- **QUIET**: 10 decibels more quiet than a diesel truck

LABRIE CNG: SIMPLE, RELIABLE AND PRODUCTIVE

- Behind the cab design built to hold 4 or 5 CNG tanks, 66 or 81 DGE
- Low height, integrated body shape, roof mounted design. 4 or 5 tanks, 60 to 75 DGE
- Premium design having low impact on legal payload



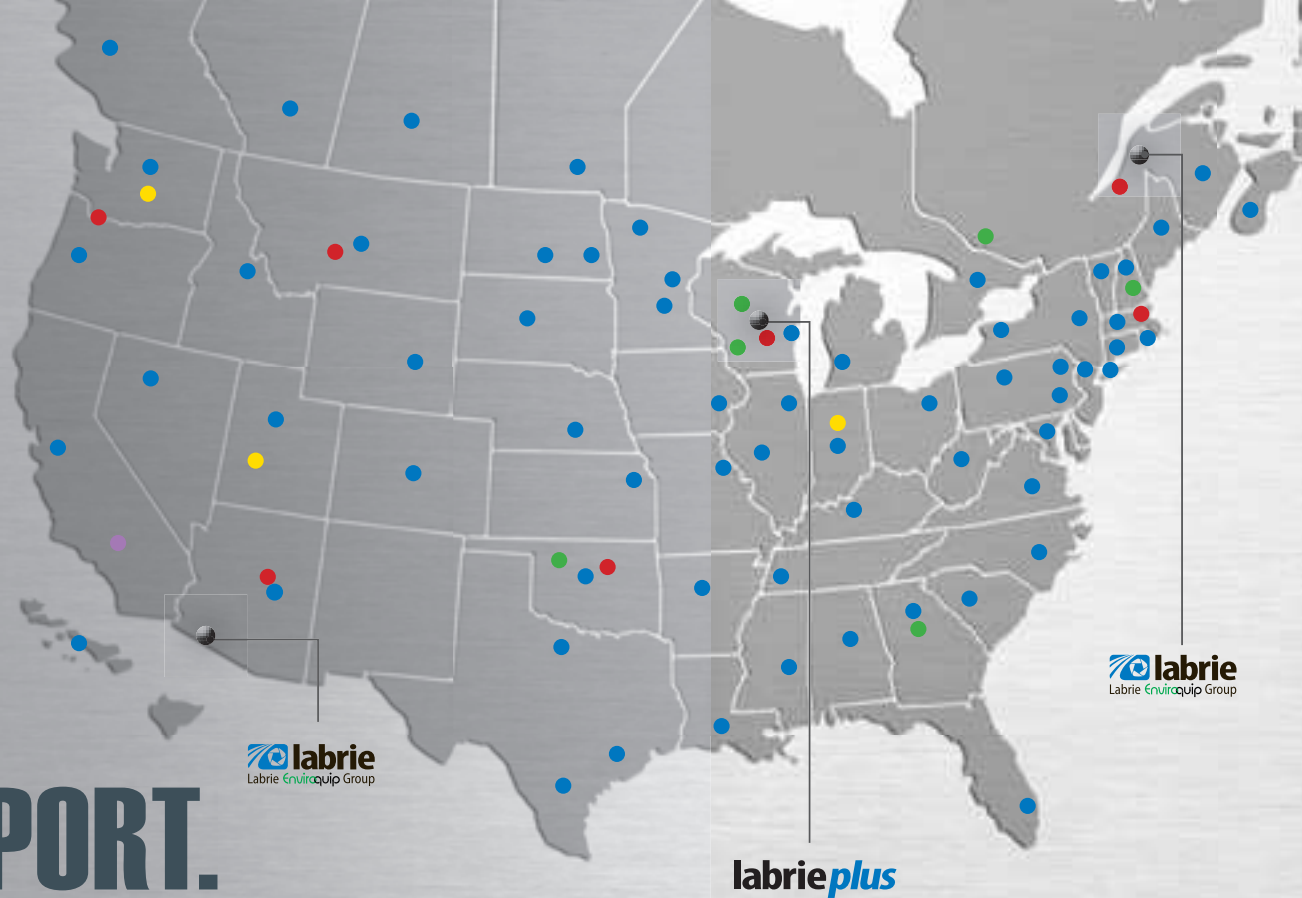
**CNG READY
SINCE 2001**

PREMIUM PRODUCTS COME WITH PREMIUM SUPPORT.

Labrie is committed to delivering the ultimate ownership experience throughout North America. Our pursuit of excellence continues long after a Leach™, Labrie™, Wittke™, Pendpac™ or Juggler™ is put into service.

OUR NORTH AMERICAN NETWORK IS QUALITY DRIVEN:

- **Labriepius 24/7 customer support system**, located in Oshkosh, Wisconsin, provides live assistance from a dedicated staff of professional representatives, quality replacement parts and premium hands-on field support to Labrie equipment owners. Peace of mind guaranteed.
- **A network of over 45 premium distributors** located throughout the United States and Canada are highly trained to assist you; providing a one-stop-shop for purchases, maintenance and warranty services.



- **1 National Account Manager**
- **Over 45 Premium Distributors**
- **7 Regional Sales Managers**
- **6 Field Service Representatives**
- **3 Technical Advisors / Demo Operators**

Visit www.labriegroup.com
to view our complete premium distributor network

AUTOMIZER™

BODY DIMENSIONS		2 axles 22 yd ³ (17 m ³)	3 axles 31 yd ³ (24 m ³)
A	O.A. length	241" (6,121 mm)	296" (7,518 mm)
B	O.A. height above frame	103" (2,616 mm)	103" (2,616 mm)
C	O.A. width*	96" (2,438 mm)	96" (2,438 mm)
D	Tailgate length	18" (457 mm)	33" (838,2 mm)
E	Packer stroke	52" (1,321 mm)	52" (1,321 mm)
F	Packer height	24" (610 mm)	24" (610 mm)
G	Packer width*	65" (1,651 mm)	65" (1,651 mm)
H	Packer penetration inside body	6" (152 mm)	6" (152 mm)
I	Hopper door width	44" (1,117 mm)	44" (1,117 mm)
J	Hopper door height	28" (711 mm)	28" (711 mm)
K	Dumping angle, body	45°	45°
L	O.A. length, tailgate raised, body down	294" (7,468 mm)	334" (8,484 mm)
M	O.A. height, tailgate raised, body down, above frame	192" (4,877 mm)	192" (4,877 mm)
N	O.A. length, dumping position	397" (10,083 mm)	445" (11,303 mm)
O	OA height, dumping position, above frame	200" (5,080 mm)	227" (5,766 mm)

* Not shown on drawing

BODY SPECIFICATIONS	
Body floor	8ga Hardox 450 175,000 psi
Lower Body side walls	10ga ASTM A1011 GR 80
Upper Body side walls	12ga ASTM A1011 GR 80
Body roof	12ga ASTM A1011 GR 80

BODY CAPACITIES	
2-axle chassis	20, 22 and 24 yd ³ (15, 17 and 18 m ³)
3-axle chassis	27, 29, 31, 33, 35 and 37 yd ³ (21, 22, 24, 25, 27 and 28 m ³)

Note: A 3-axle chassis is possible with the small capacities for greater legal payloads.

HOPPER SPECIFICATIONS	
Hopper floor	0.25" Hardox 450 175,000 psi
Hopper upper left	10ga ASTM A1011 CS
Hopper upper right	14ga ASTM A1011 CS
Hopper lower part	0.25" Hardox 450 175,000 psi
Hopper access door	14ga ASTM A1011 CS
Hopper door dimensions	29" x 48"

TAILGATE SPECIFICATIONS	
Sides and Rear Walls	12ga ASTM A1011 GR 80
Upper tube frame	4" x 4" x 0.1875" A500 Grade C
Bottom tube frame	10" x 4" or 7" x 3" x 1/4" A500 Grade C
Framing sides	0.1875" IPSCO AR200

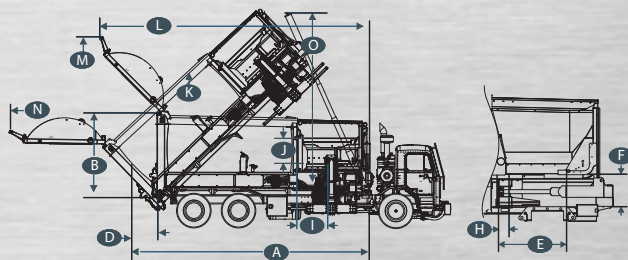
PACKER SPECIFICATIONS	
Rails wear plates	0.25" Hardox 500
Packer wear shoes	0.25" Hardox 450
Top of packing ram	0.25" CSA G40.21 100 QT
Face plate of packing ram	0.25" CSA G40.21 100 QT
Width of packing ram	65.5"
Height of packing ram	24"
Stroke of packing ram	52"

ARM SPECIFICATIONS	STANDARDS	OPTIONS
Extension "C" rails	2.5" x 4" x 2.5" x 0.5" ASTM	
Extension "I" beams	5.5" x 2.8125" x 0.75" ASTM	
Lifting arms	1" ASTM A514	
Pick up possibilities	32 to 96 gal. Carts	32 to 96 gal.
Lift capacities	600 lbs	1,000 lbs
Arm reach	144"	
Arm cycle time	10 to 18 sec.	

HYDRAULICS			
Pump	Dual Vane T6DC		
Pump flow packer	20.4 gpm @ 700 rpm		
Pump flow arm	16.3 gpm @ 700 rpm		
Hydraulic tank	85 gallons		
Hydraulic system pressure	3,000 psi max.		

CYLINDERS	STANDARDS				OPTIONS
Body lifting	Stages telescopic	Bore	Stroke	Bodies	
	4		150"	20 yd ³	
	4	6 1/2"	180"	27 yd ³	
	5		204"	31 yd ³	
Packer	4" x 2 1/2" x 40"				
Tailgate	2 1/2" x 1 3/4" x 39"				
Arm extension	1 1/2" x 1" x 54"				
Lifting	3" x 1 1/2" x 16"				3" x 1.75" x 16"
Grabber	1 1/2" x 1" x 6"				1.5" x 1" x 6.375"

Note: Specifications subject to changes without notice.





LABRIE ENVIROQUIP GROUP

Labrie Enviroquip Group is one of the largest manufacturer's of refuse and recycling collection vehicles in North America. Our product lines of Labrie, Leach, and Wittke are renowned to be the most reliable, efficient, productive, and innovative in the solid waste industry today.

Throughout our history, we have been recognized for the design and production of the highest quality vehicles available on the market, while our customers benefit from a single trusted source of engineering expertise. At Labrie we continually push the boundaries of innovation to provide a greener, safer, smarter and more efficient way of waste management and collection. We are

committed to building and delivering the finest refuse collection equipment in the industry to suit all of your collection needs. With the strongest dealer network in the industry (over 45 distribution points across the continent), our stock and demo program, engineering expertise, and the Labrieplus 24/7 customer support center, Labrie delivers the ultimate ownership experience. Labrieplus is Labrie's full service customer support center located in Oshkosh, Wisconsin. Its mission is to provide quality replacement parts and premium hands-on field support to Labrie equipment owners. Labrieplus is a single source for Labrie, Leach, Wittke, Pendpac and Juggler OEM and selected all

makes parts. Labrieplus offers live assistance from a dedicated staff of professional representatives who support relationships between dealers, customers and factories

Labrie is certified ISO 9001-2008 and attests to the quality of these products. Labrie has made every reasonable effort to ensure that the information contained in this brochure is accurate. However, we accept no responsibility for any errors or omissions, and we reserve the right to modify designs, characteristics and products at any time. Contact Labrie for prices and options or to obtain the phone number of your local Labrie distributor. For the most recent version of our spec sheets, please go to Labrie website at www.labriegrup.com. In case of discrepancy, the Web version takes precedence over any printed literature.

© Labrie Enviroquip Group 2014. - Printed in USA



Labrie (Head Office)

175, route du Pont, Saint-Nicolas, Quebec, Canada G7A 2T3

Toll free: 800 463-6638

info@labriegrup.com

Phone: 418 831-8250

www.labriegrup.com

Fax: 418 831-5255



Labrieplus (USA Office)

1981 W. Snell Road, P.O. Box 2785, Oshkosh, Wisconsin, USA 54903-2785

Toll free: 800 231-2771

Phone: 920 233-2770

Fax: 920 232-2496