

Parts Manual



AUTOMIZER 2010



 **labrie**
Labrie **Enviroquip** Group

equipment for the solid waste industry



labrie *plus*

Thank you for your purchase of a new Labrie Automizer. To ensure maximum reliability, Insist on genuine **labrieplus** replacement parts. Labrie Plus replacement parts are designed and manufactured to exacting standards. The use of counterfeit, will-fit or substitute parts may effect the operation and performance of the unit.

Visit our web site at www.labrieplus.com, or contact us at 1-800-231-2771, twenty four hours a day, seven days a week. We are available to help you with any questions or concerns







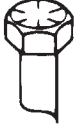
 **labrie**
Labrie **Enviroquip** Group



TABLE OF CONTENTS

LABRIE PLUS	1	Press./RTN. Main Valve Hyds - Air Actuated	99
TABLE OF CONTENTS	2	Press./RTN. Main Valve Hyds - Air Actuated - Full Eject	101
CAPSCREW MARKING and		Press./RTN. Main Valve Hyds - Elec Actuated	103
TORQUE VALUES CHART	3	Body Tilt Hyds - Units W/HH Arm	106
		Body Tilt Hyds- Valve to Cylinder	107
SECTION 1 Body		Valve To Cylinder- Elec Valve	109
Decals	5	Front Body Hyds - Air/ Elec Valve	111
Clean out door w/HH Arm	12	Crusher Hyds- 40% & 50% Panel - RS	113
Clean out door	13	Crusher Hyds - 40% Panels - LS	115
Clean out door - Full Eject	14	Chute Hyds	117
Hopper Side Door W/HH arm	15	Rear Door Hyds - Main Valve -Rear - Units W/HH Arm .	119
Hopper Side Door W/HH arm	17	Rear Door Hyds - Full - JIC/ORFS	121
Side Door Ladder- std	19	Rear Door Hyds - Split - JIC	123
Side Door Ladder - W/HH arm	20	Rear Door Hyds - Split - ORFS	125
Side Door Ladder - Full Eject	23	Body Tilt Cylinder Mounts	127
Valve Cover - Main and Arm Valve	25	Valve To Arm Hyds RH Arms	129
Valve Covers - Main and Arm Units W/HH Arm	26	Arm Valve To Rear Body Press/Rtn	131
Covers/Scraper - Inside Hopper - Units W/HH Arm	27	Arm Valve To Rear Body Press/Rtn - Full Eject	133
Front Body Encl./Pin Covers Units W/HH Arm	28	Arm Valve to Rear Body Press/Rtn -Units W/ HH Arm	135
Fenders	29	Oil Reservoir - Underslung Style	137
Fenders - Units W/HH Arm	31	Oil Res.- Behind Cab-Full Eject Unit AU14116NIA and After . .	139
Body Guides	32	Oil Res - Units W/HH Arm	141
Mud Flaps, Fender Mtg - Anti-Sail	33	Return Filter - HYF20014	143
Mud Flaps, Fender Mtg - W/ Chain	34	Clamps and Accessories	144
Mud Flaps, Tailgate Mtg	35	SECTION 3 Valves	
Side Panels - Body	36	Holding Valve - HYV02670	147
Side Panels Units W/HH Arm	37	Control Valve Air Actuated - HYV05120	148
Enclosure, Tube - lower rear body - W/HH Arm	38	Control Valve, HYV05197 - Air Actuated	149
Enclosure, Tube - Lower Rear Body	39	Control Valve - Air Actuated - Full Eject Unit - HYV05169 -	
Hopper Cover - Units W/HH Arm	40	Unit AU14116NIA and before	150
Crusher Panel - W/HH Arm	41	Control Valve - Air Actuated - Full Eject Unit - HYV05205 -	
Crusher Panels	44	Unit AU14116NIA and After	151
Packer Panel - Std	45	Control Valve - Elec - HYV05206	152
Packer Panel Full Eject Units before AU 14116NIA	47	Control Valve - Elec - HYV05199	153
Packer Panel Full Eject Unit AU14116NIA and after	49	Dump Valve Assembly - Full Eject.	154
Packer Panel W/ Helping Hand Arm	51	Dump Valve - HYV01579	155
Grease Lines for Body Floor Rails - Units W/HH Arm	53	SECTION 4 Pump	
Tailgate Weldments - Full Tailgate	54	Pump - HYP01496-01	156
Tailgate Weldments Split Tailgate	55	Pump - HYP01499	157
Tailgate Installation - Full Tailgate	57	Pump - HYP01498 - Units W/HH Arm	158
Tailgate Installation - Split Tailgates	59	SECTION 5 Cylinders	
Tailgate Latch - Split Tailgate	61	Chute Cylinder	159
Panels	63	Packer Cylinders	160
Chute Components- 60/40 Split	65	Body Hoist Cylinder	161
Chute Components- 40/60 Split	67	Crusher Panel Cylinder	162
Partition Blade Installation	69	Tailgate Lift Cylinder	163
ICC Bumper - Full Width	70	Packer Cylinders - Full Eject Units	164
ICC Bumper - Split Bumper	71	SECTION 6 Controls	
Upper Light Panels - 0,2 & 4 Yard	73	Joystick Mount - Autocar	165
Upper Light Panels - 6 Yard	75	Joystick Mount - Peterbilt	166
Lower TG Light Panels	77	Joystick Mount - Adjustable - International	167
SECTION 2 Hydraulics		Dual Joystick Mount - Mack LE	169
Crusher Hyds - Full Panel - Units W/ HH Arm	79	SECTION 7 Electrical	
Crusher Hyds - Full Panel	81	Chute Proximity Sensors	171
Packer Hyds - Full Eject, Unit before AU14116NIA	83	Rear Door Fully Open Sensor	172
Packer Hyds Regen Circuit	85	Rear Door Unlocked/Ajar Sensor	173
Packer Hyds - Valve to Tee - Units W/HH Arm	88	Tailgate Unlocked Sensor	174
Packer Hyds - Full Eject, Unit AU14116NIA and after	89	Crusher Switch	176
Packer Hyds - Units W/HH Arm	92	Packer Panel Sensors	177
Packer Hyds - JIC	93	Packer Panel Sensors - Full Eject. -Units Before AU14116NIA .	178
Packer Hyds - ORFS	95	Packer Panel Sensors - Full Eject. -	
Press./ RTN. Main valve Hyds - Units W/HH Arm	97	Unit AU14116NIA and After	180
		Air Valve Enclosure (Mac Valves)	181
		Miscellaneous Electrical Components	183
		Lighting Components	186

CAPSCREW MARKING AND TORQUE VALUES

Usage	Much Used	Used at Times	Used at Times
Capscrew Diameter & Minimum Tensile Strength PSI	To ¼ - 120,000 To 1 - 115,000	To ⅝ - 140,000 To ¾ - 133,000	150,000
Quality of Material	Min. Commercial	Med. Commercial	Best Commercial
SAE Grade Number	5	6 or 7	8
CAPSCREW HEAD MARKINGS Manufacturers marks may vary. These are all SAE Grade 5 (3-line.) 		 	
Capscrew Body Size (Inches) - (Thread)	Torque Ft-Lb (kg m)	Torque Ft-Lb (kg m)	Torque Ft-Lb (kg m)
¼ - 20	8 (1.11)	10 (1.38)	12 (1.66)
- 28	10 (1.38)		14 (1.94)
⅝ ₁₆ - 18	17 (2.35)	19 (2.63)	24 (3.32)
- 24	19 (2.63)		27 (3.73)
⅜ ₈ - 16	31 (4.29)	34 (4.70)	44 (6.09)
- 24	35 (4.84)		49 (6.78)
⅞ ₁₆ - 14	49 (6.78)	55 (7.61)	70 (9.68)
- 20	55 (7.61)		78 (10.79)
½ ₂ - 13	75 (10.37)	85 (11.76)	105 (14.52)
- 20	85 (11.76)		120 (16.60)
⅞ ₁₆ - 12	110 (15.21)	120 (16.60)	155 (21.44)
- 18	120 (16.60)		170 (23.51)
⅝ ₈ - 11	150 (20.75)	167 (23.10)	210 (29.04)
- 18	170 (23.51)		240 (33.19)
¾ ₄ - 10	270 (37.34)	280 (38.72)	375 (51.86)
- 16	295 (40.80)		420 (58.09)
⅞ ₈ - 9	395 (54.63)	440 (60.85)	605 (83.67)
- 14	435 (60.16)		675 (93.35)
1 - 8	590 (81.60)	660 (91.28)	910 (125.85)
- 14	660 (91.28)		990 (136.92)

NOTES:

1. Always use the torque values listed above when specific torque values are not available.
2. The above is based on use of clean, dry threads.
3. Reduce torque by 10% when engine oil is used as a lubricant.
4. Reduce torque by 20% if new plated capscrews are used.
5. General Formula for calculating Torques is as follows: Torque in Inch Lbs. = .2 x Nominal Diameter of Screw x Loads in Lbs., where Load = 80% of Yield Strength, expressed in Lbs., not pounds per square inch.

SECTION 1 DECALS



84011 Eng/Span
84010 Eng/ Fr



120989 Eng/Span
79846 Eng/ Fr



84459 Eng/Span
84458 Eng/ Fr



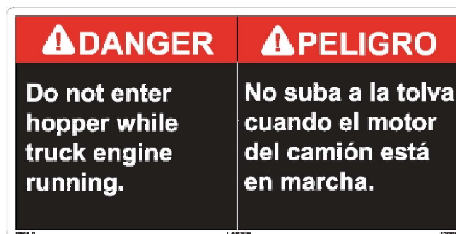
120977 Eng/Span
79833 Eng/ Fr



120978 Eng/Span
79834 Eng/ Fr



84470 Eng/Span
84469 Eng/ Fr



120982 Eng/Span
79841 Eng/ Fr

SECTION 1
DECALS

⚠ DANGER	⚠ PELIGRO
Watch for explosive or flammable material at all times.	Vigile en todo momento los desechos explosivos o inflamables.

⚠ DANGER	⚠ PELIGRO
Watch for explosive or flammable material at all times.	Vigile en todo momento los desechos explosivos o inflamables.

120983 Eng/Span
79842 Eng/Fr

⚠ DANGER	⚠ PELIGRO
Stop truck engine and remove ignition key before servicing the hopper area.	Apague el motor y retire la llave de contacto antes de ingresar en la tolva de carga.

⚠ CAUTION	⚠ ATENCIÓN
DIESEL FUEL ONLY	COMBUSTIBLE DIÉSEL SOLAMENTE

84059 Eng/Span
79847 Eng/Fr

⚠ WARNING	⚠ ADVERTENCIA
Stand clear of packer or crusher panel while in motion.	Manténgase alejado del compartimiento del compactador y triturador mientras está en movimiento.

⚠ CAUTION	⚠ ATENCIÓN
PRESSURIZED TANK: 3.5 PSI (REMOVE FILLER CAP SLOWLY)	TANQUE PRESURIZADO: 3.5 PSI (RETIRE EL TAPÓN DEL LLENADO LENTAMENTE)
DO NOT REMOVE FILLER CAP WHEN HOT	NO quite el tapón de llenado si está caliente

84060 Eng/Span
Eng/Fr

⚠ WARNING	⚠ ADVERTENCIA
Stand clear of the arm at all times.	Permanezca alejado del brazo en todo momento.

⚠ WARNING	⚠ ADVERTENCIA
Use door safety sling at all times.	Siempre coloque la eslinga de seguridad de la puerta.

84083 Eng/Span
79857 Eng/Fr

⚠ DANGER	⚠ PELIGRO
Stop truck engine and remove ignition key before servicing the hopper area.	Apague el motor y retire la llave de contacto antes de ingresar en la tolva de carga.

120981 Eng/Span
79837 Eng/Fr

⚠ WARNING	⚠ ADVERTENCIA
Remove all control levers from automated arm valve. Use these control levers for maintenance purposes only. Even with pump switch off, or red button pushed in, automated arm remains operable.	Retire todas las palancas de control de la válvula del brazo automático. Utilice estas palancas de control sólo para realizar las tareas de mantenimiento. El brazo automático permanece en funcionamiento incluso con la bomba apagada o el botón rojo presionado.

84015 Eng/Span
84014 Eng/Fr

SECTION 1 DECALS



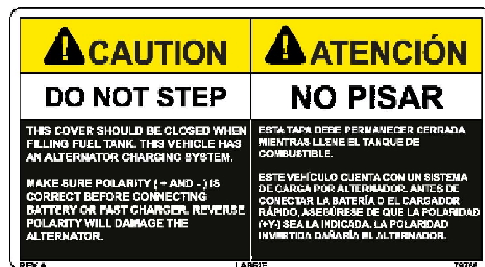
121033 Eng/Span
79853 Eng/Fr



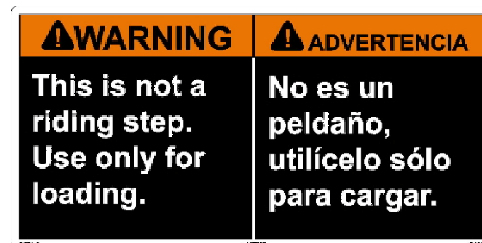
84077 Eng/Span
79854 Eng/Fr



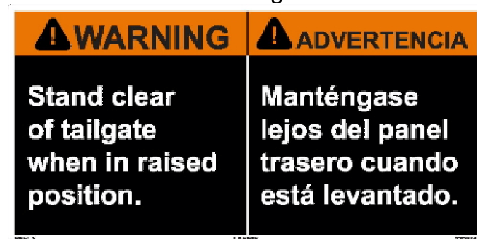
47795 Eng/Span
79776 Eng/Fr



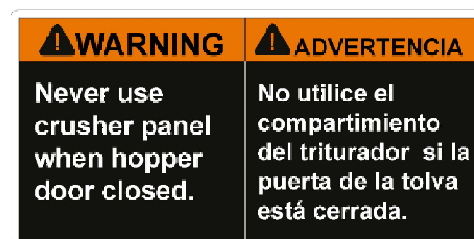
79768 Eng/Span
79856 Eng/Fr



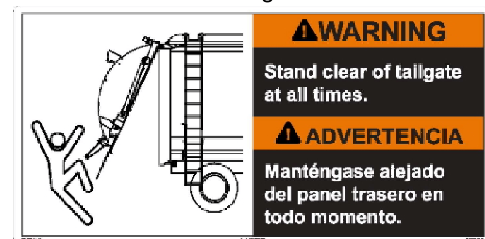
84056 Eng/Span
84055 Eng/Fr



120974 Eng/Span
79836 Eng/Fr



84061 Eng/Span
79849 Eng/Fr



97759 Eng/Span
97758 Eng/Fr



84485


SECTION 2
DECALS

NO DRILLING
Electrical wiring inside.
NO PERFORAR
Cableado eléctrico en el interior.

159775 Eng/Span
159855 Eng/Fr

⚠ CAUTION	⚠ ATENCIÓN
RIGHT SIDE DRIVER	CONDUCTOR A LA DERECHA

47777 Eng/Span
79839 Eng/Fr



47564 ALL

BODY PROP INSTALLATION INSTRUCTIONS	INSTRUCCIONES DE INSTALACIÓN DEL SOPORTE DE SEGURIDAD DE LA CARROCERÍA
<ol style="list-style-type: none"> 1- Raise the body to be able to tilt the safety prop under the body (8 feet). 2- Release the safety prop using the handle. 3- Set the safety prop into position. 4- Lower the body on the safety prop. 5- Reverse the above instructions to store the safety prop. 	<ol style="list-style-type: none"> 1- Eleve la carrocería para poder inclinar el soporte de seguridad y colocarlo debajo de la ésta (8 pies (2.4m)). 2- Utilice el mango para desenganchar el soporte de seguridad. 3- Coloque el soporte de seguridad en su lugar. 4- Baje la carrocería y apóyela sobre el soporte de seguridad. 5- Siga las instrucciones anteriores en el sentido contrario para guardar el soporte de seguridad.

84040 Eng/Span
79865 Eng/Fr

⚠ DANGER	⚠ PELIGRO
Do not stand under raised body without safety prop installed.	No se sitúe debajo de la carrocería cuando está elevada sin el soporte de seguridad instalado.

84054 Eng/Span
79844 Eng/Fr

⚠ WARNING	⚠ ADVERTENCIA
Always use safety prop when cleaning or servicing under body.	Siempre use el soporte de seguridad cuando realice tareas de limpieza o mantenimiento debajo de la carrocería

84073 Eng/Span
79851 Eng/Fr

⚠ WARNING	⚠ ADVERTENCIA
Failure to follow the lockout / tagout procedure may result in serious injury or death.	La omisión del procedimiento de bloqueo / rotulado podría causar lesiones graves o muerte.

84368 Eng/Span
84367 Eng/Fr

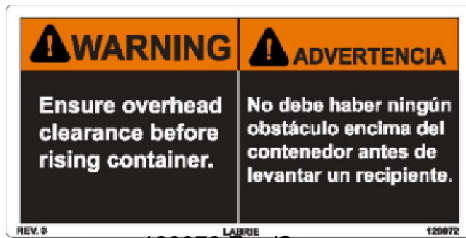
⚠ WARNING	⚠ ADVERTENCIA
Use safety prop under no-load condition only.	Utilice el soporte de seguridad sólo cuando no haya carga.

84072 Eng/Span
79850 Eng/Fr

⚠ DANGER	⚠ PELIGRO
Ensure clearance behind vehicle before opening tailgate.	Verifique el espacio que queda libre detrás del vehículo antes de abrir el panel trasero.

120980 Eng/Span
79843 Eng/Fr


SECTION 1 DECALS



120972 Eng/Span
121013 Eng/Fr



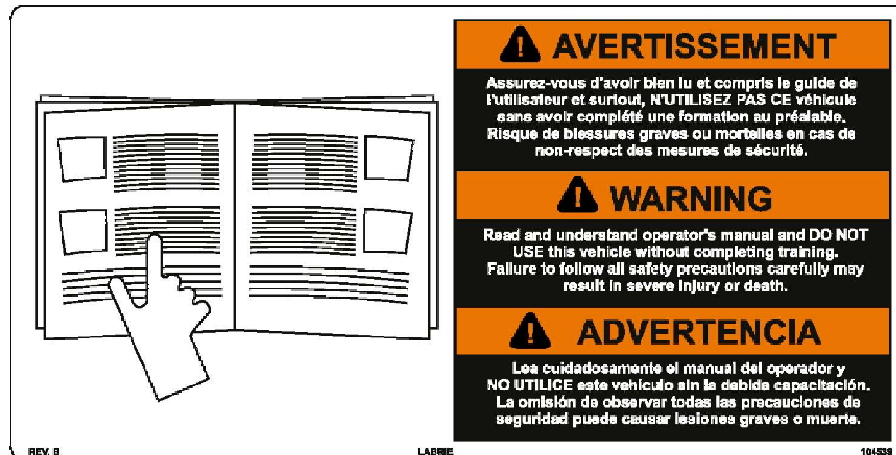
84001 Eng/Span
79822 Eng/Fr



173657 Eng/Span
173656 Eng/Fr



32272 ALL



104539 ALL



84303 Eng/Span
79840 Eng/Fr




47420 English
84420 Spanish
159755 French

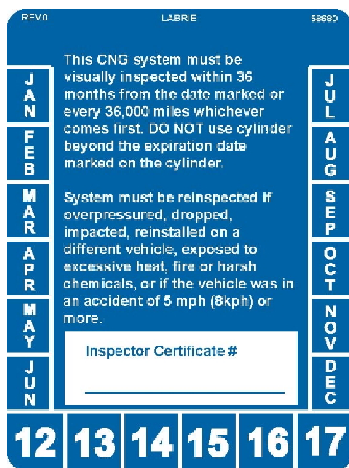
SECTION 1
DECALS



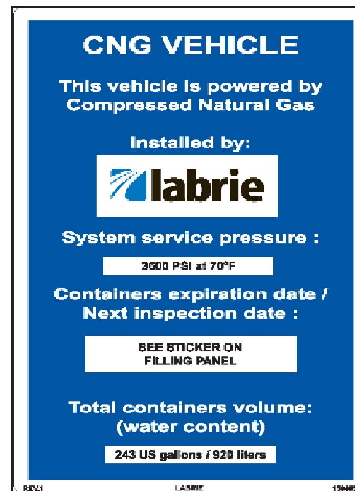
47256 English
159761 French
84419 Spanish




159828 ALL



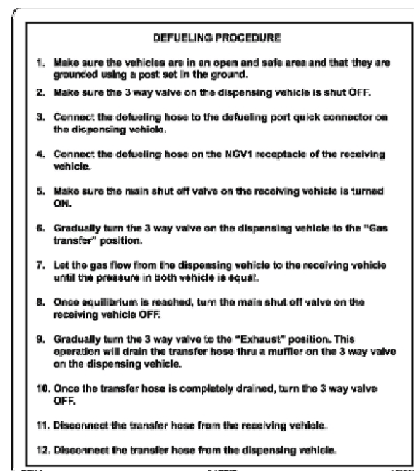
58680



159805 English
159806 French
159807 Spanish



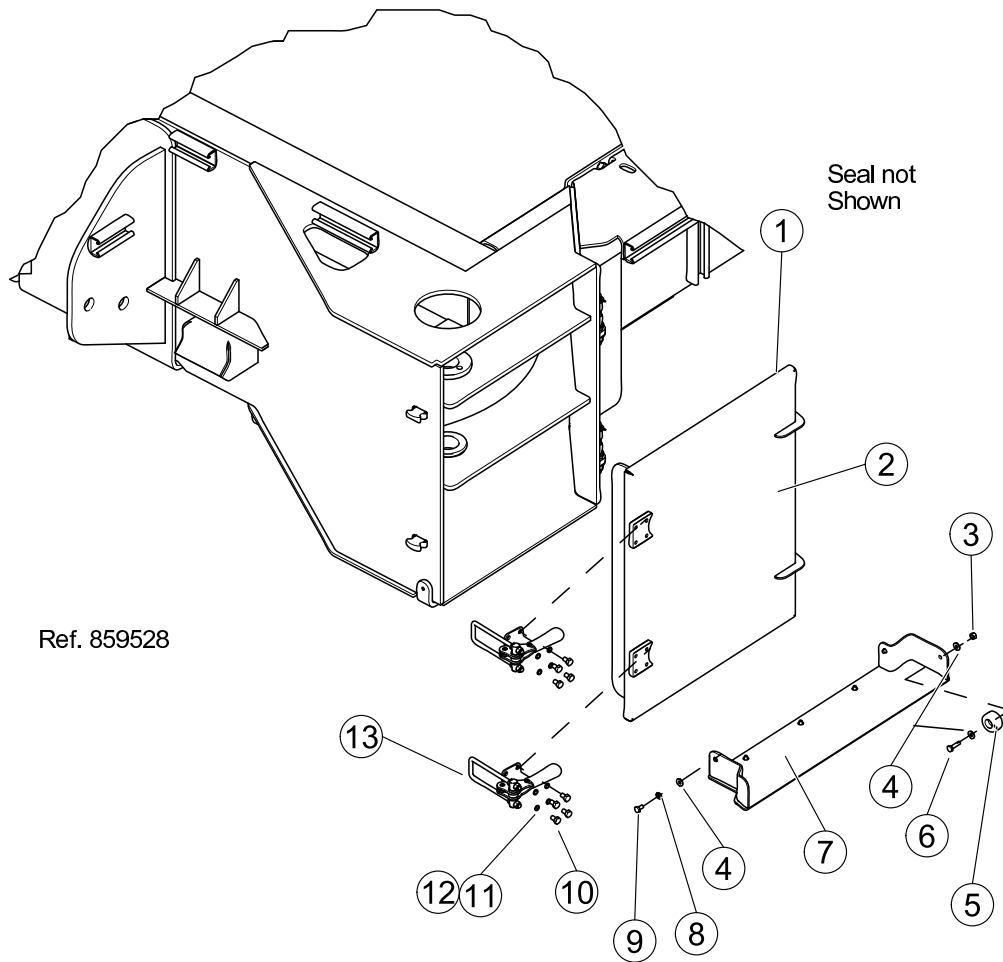
97832 English
84447 Spanish
159759 French



159852 English
58704 French

SECTION 1

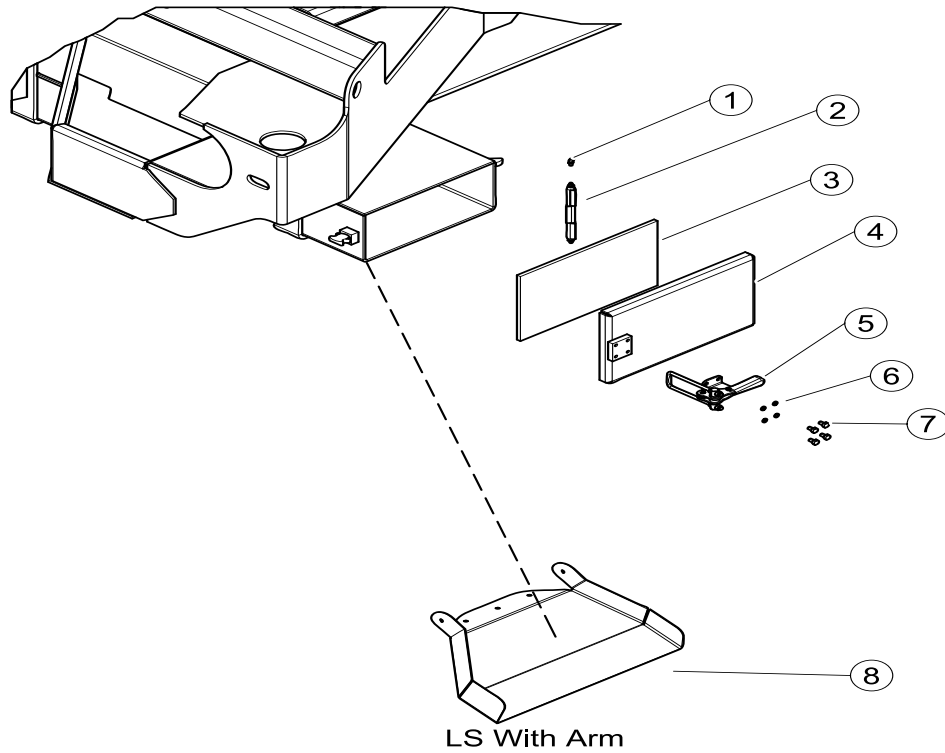
CLEAN OUT DOOR - (AU with Helping Hand arm)



REF. NO.	PART NO.	DESCRIPTION	QTY.
1	81462	SEAL - (not shown)	1
2	171753	WELDMENT, Door	1
3	QUE01175	NUT	1
4	QUR01695	WASHER	7
5	QUB01300	BUMPER	1
6	QUB02120	BOLT	1
7	189367	DEFLECTOR, Clean Out Door	1
8	QUR01261	WASHER	5
9	QUB01910	BOLT	5
10	QUB02599	BOLT	8
11	QUR01825	WASHER	8
12	QUR01270	WASHER	8
13	QUC01210	LATCH	2

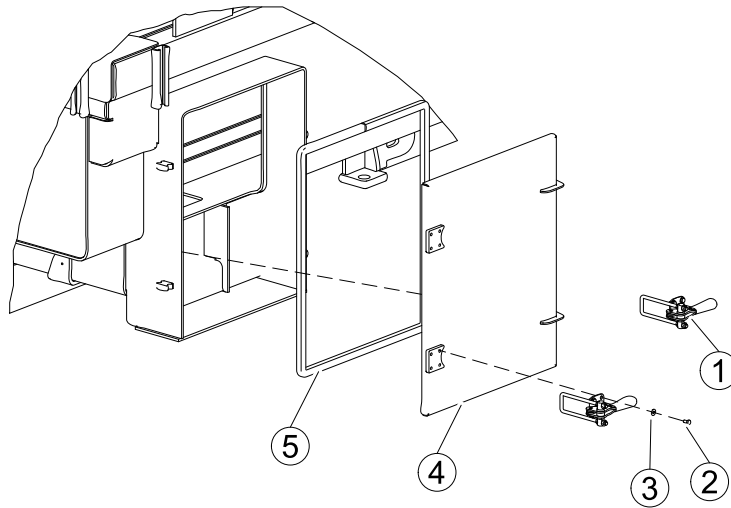
SECTION 1

CLEAN OUT DOOR



REF. NO.	PART NO.	DESCRIPTION	QTY.
1	QUG00150	FITTING, Grease	1
2	QUP01915	ASSEMBLY, Hinge	1
3	10367	SEAL, Rubber	1
4	10720	ASSEMBLY, Door (Includes Items 2 & 4)	1
5	QUC01210	LATCH	1
6	QUR01270	WASHER	4
7	QUB02600	BOLT	4
8	76112	DEFLECTOR, Clean Out Door - L.S. W/RH Arm	1

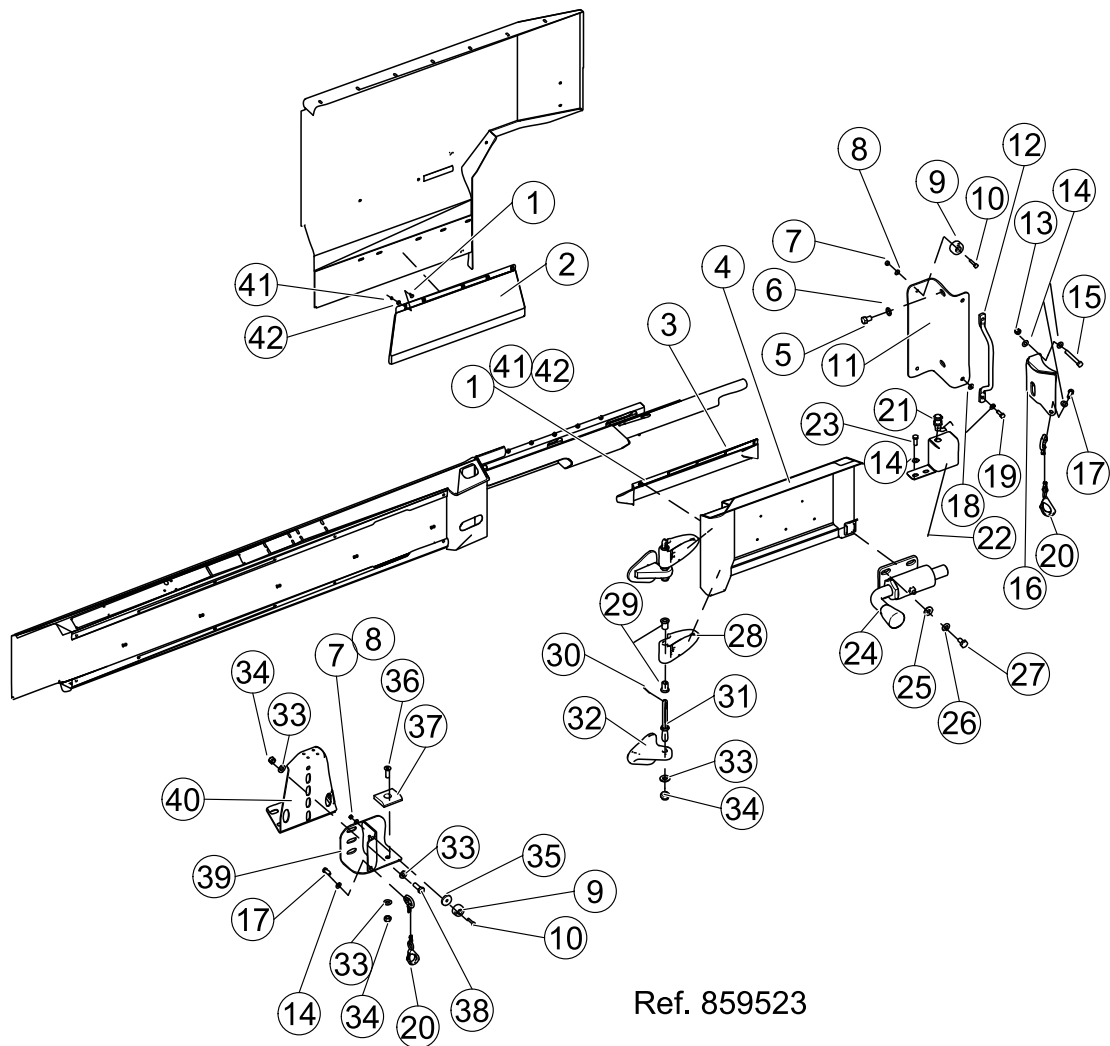
CLEAN OUT DOOR



REF. NO.	PART NO.	DESCRIPTION	QTY.
1	QUC01210	LATCH	2
2	QUB01900	BOLT	8
3	QUR01695	WASHER	8
4	81428	DOOR	1
5	81462	SEAL	1

SECTION 1

HOPPER SIDE DOOR W/Helping Hand Arm

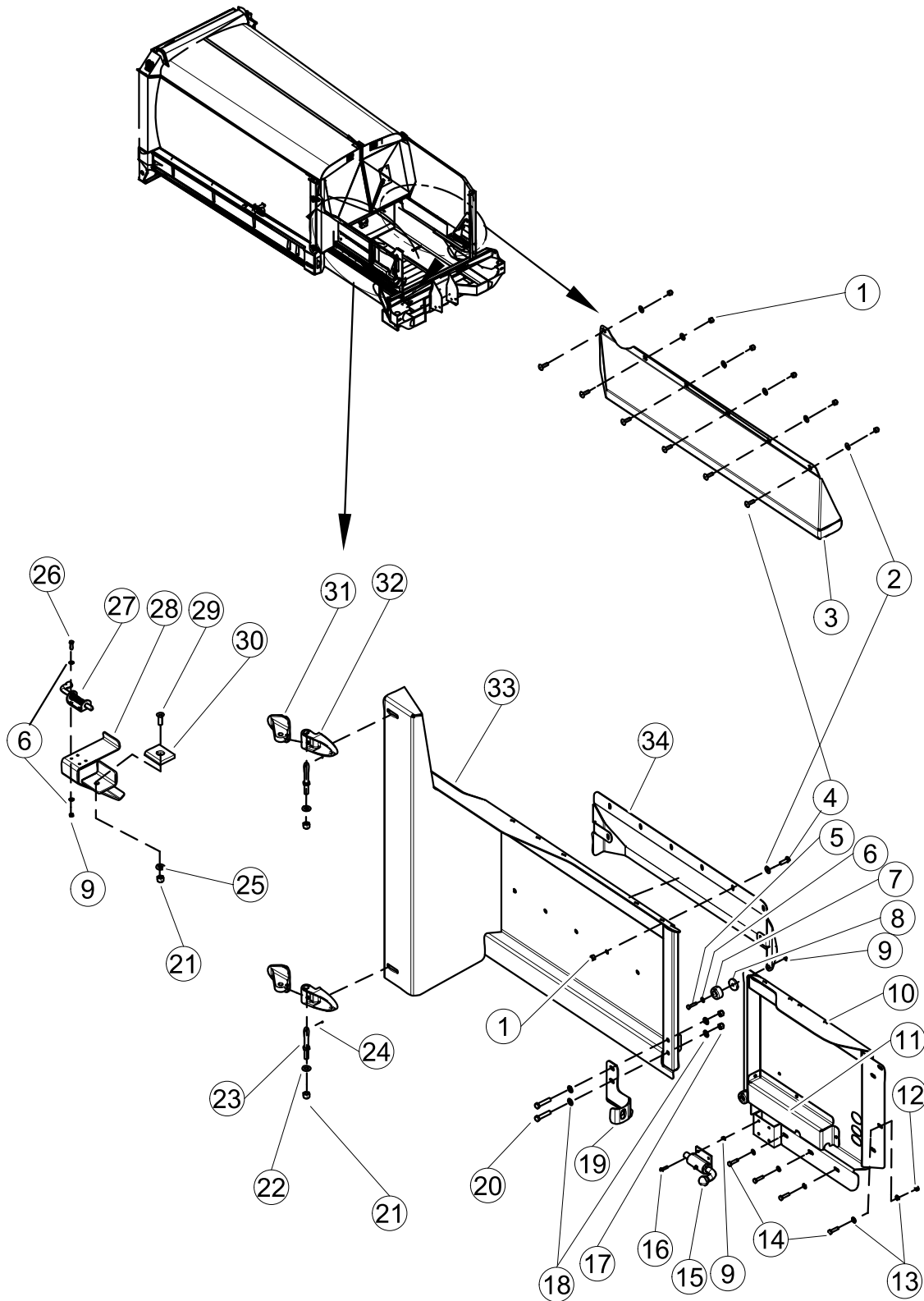


HOPPER SIDE DOOR W/Helping Hand Arm

REF. NO.	PART NO.	DESCRIPTION	QTY.
1	QUB11935	BOLT, Carriage	10
2	189324	SHIELD, Hopper	1
3	189325	SHIELD, Hopper Door	1
4	189250	WELDMENT, Side Door (Includes Hinge Half 69203)	1
5	QUB04385	BOLT	2
6	QUR01300	WASHER	2
7	QUE01100	NUT	2
8	QUR01700	WASHER	2
9	QUB01300	BUMPER	2
10	QUB02160	BOLT	2
11	189326	BRACKET	1
12	QUP00300	HANDLE	1
13	QUE01302	NUT	5
14	QUR01902	WASHER	5
15	QUB04005	BOLT	2
16	189365	COVER	1
17	QUB03401	BOLT	6
18	QUR01825	WASHER	2
19	QUB02802	BOLT	2
20	80648	CABLE	2
21	45103-03	SENSOR, Proximity	1
22	89617	BRACKET, Sensor	1
23	QUB03399	BOLT	2
24	172401	LATCH	1
25	QUR01695	WASHER	4
26	QUR01261	WASHER	4
27	QUB01910	BOLT	4
28	69203	HINGE, Half - Door	2
29	QUB00645	BUSHING, Hinge	4
30	QUP03115	PIN, Cotter	2
31	69310	PIN, Hinge	2
32	69877	HINGE, Half - Body	2
33	QUR01912	WASHER	5
34	QUE01500	NUT	5
35	QUR01500	WASHER	2
36	QUV07000	BOLT	1
37	11890	PLATE, Wear	1
38	QUB04503	BOLT	1
39	89614	BRACKET	1
40	153414	BRACKET	1
41	QUE01300	WASHER	10
42	QUR01900	NUT	10

SECTION 1

HOPPER SIDE DOOR W/Right Hand Arm

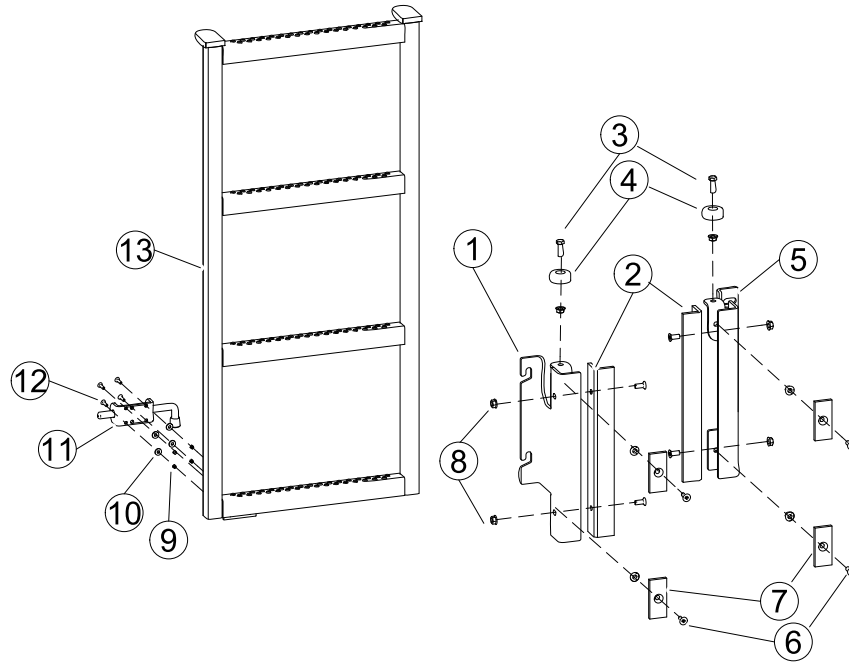


HOPPER SIDE DOOR W/Right Hand Arm

REF. NO.	PART NO.	DESCRIPTION	QTY.
1	QUE01300	NUT	14
2	QUR01900	WASHER	14
3	152080	DEFLECTOR	1
4	QUB11940	BOLT	14
5	QUB02150	BOLT	2
6	QUR01700	WASHER	4
7	QUB01300	BUMPER, Rubber	2
8	QUR05100	WASHER	2
9	QUE01100	NUT	7
10	152141	PANEL	1
11	152144	ENCLOSURE, Proximity Switch	1
12	QUE01200	NUT	6
13	QUR01800	WASHER	12
14	QUB02900	BOLT	6
15	43181	ASSEMBLY, Latch	1
16	QUV02410	BOLT	4
17	QUE01450	NUT	2
18	QUR01850	WASHER	4
19	93715	BRACKET	1
20	QUB04246	BOLT	2
21	QUE01500	NUT	2
22	QUR01905	WASHER	2
23	69310	PIN, Hinge	2
24	QUP03115	PIN, Cotter	2
25	QUR01910	WASHER	1
26	QUB02100	BOLT	4
27	69759	ASSEMBLY, Latch	1
28	152157	BRACKET	1
29	QUV07000	BOLT	1
30	11890	PAD	1
31	69877	HINGE, Body Side	2
32	69203	HINGE - Door Side	2
33	152016	DOOR, Side	1
34	75111	DEFLECTOR	1

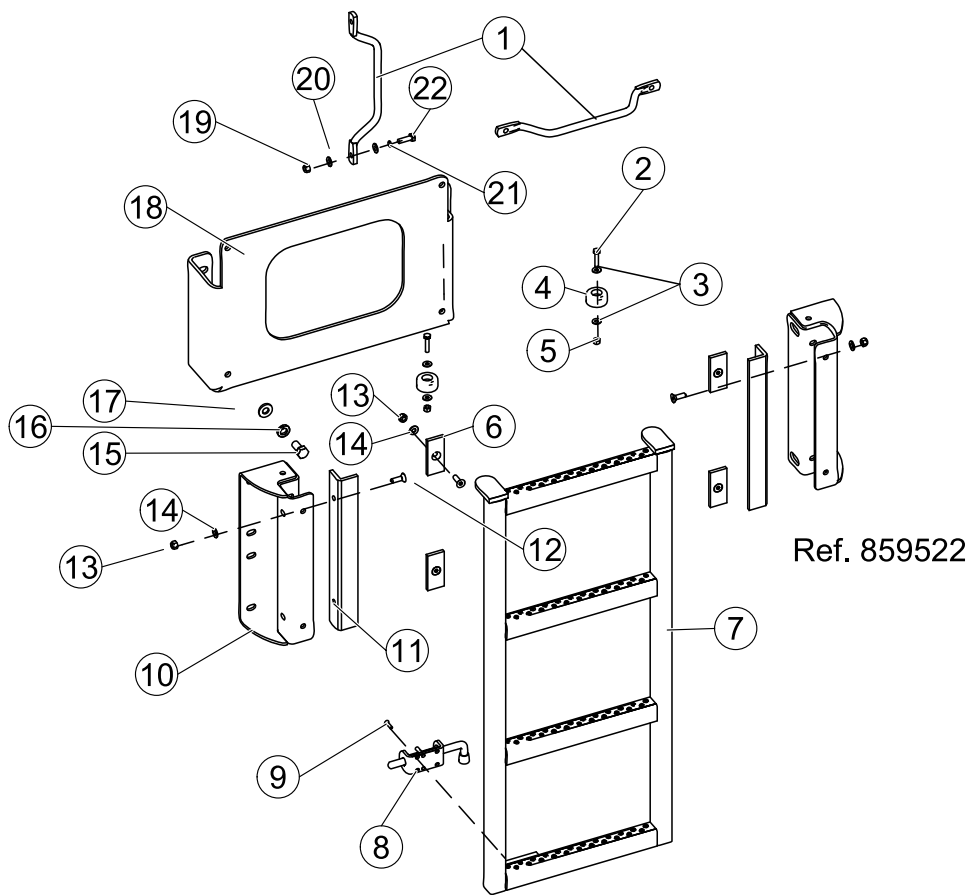
SECTION 1

SIDE DOOR LADDER - Std.



REF. NO.	PART NO.	DESCRIPTION	QTY.
1	87800	BRACKET	1
2	87797	WEAR ANGLE	2
3	QUB02803	BOLT	2
4	QUB00080	BUMPER, Rubber	2
5	87796	BRACKET	1
6	QUV02603	BOLT	8
7	87798	WEAR SHOE	4
8	QUE01993	NUT	10
9	QUE01060	NUT	4
10	QUR01600	WASHER	4
11	50868	LATCH	1
12	QUV00625	BOLT	4
13	87790	LADDER	1

SIDE DOOR LADDER - AU W/Helping Hand Arm

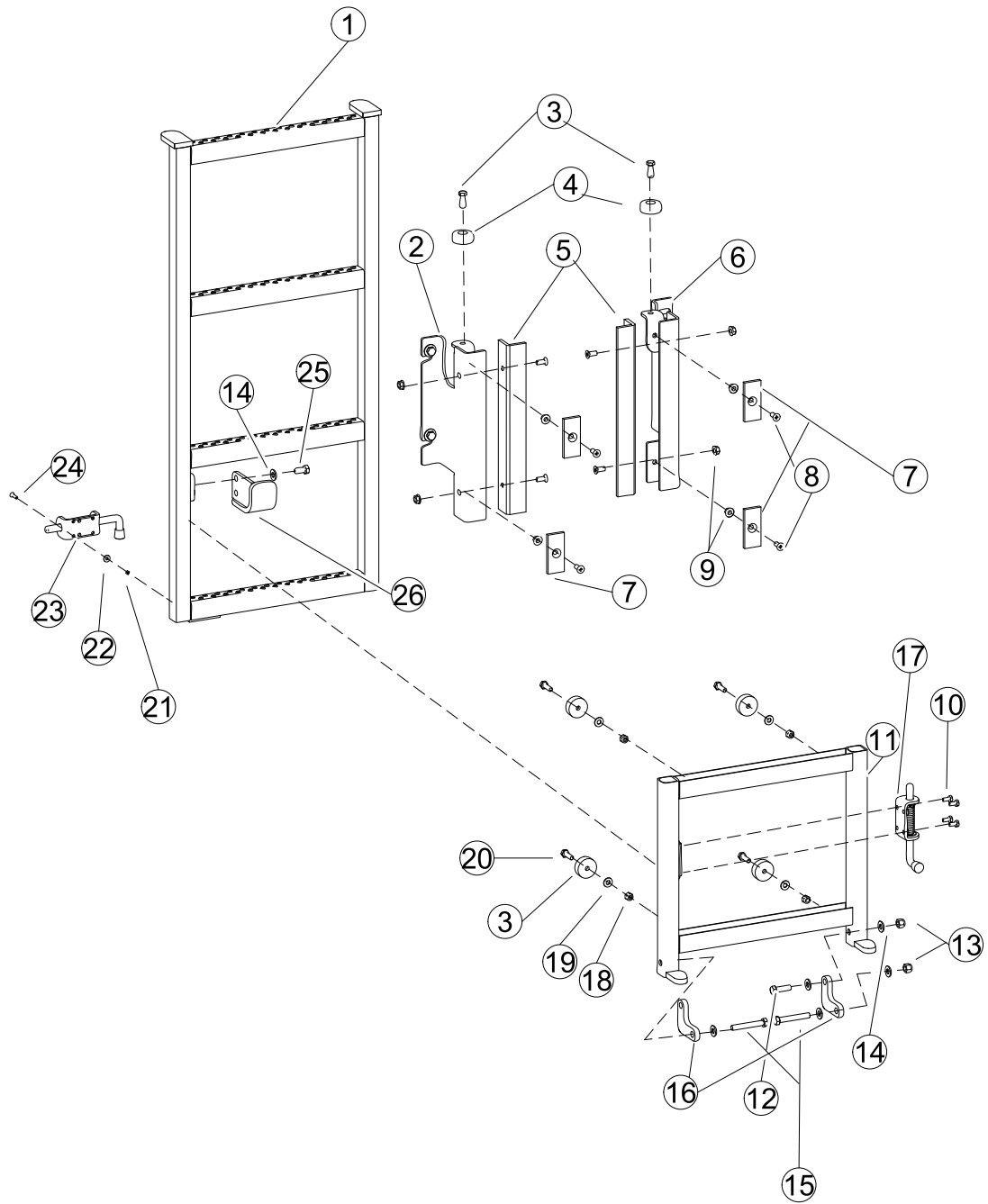


SECTION 1**SIDE DOOR LADDER - AU W/Helping Hand Arm**

REF. NO.	PART NO.	DESCRIPTION	QTY.
1	QUP00300	HANDLE	2
2	QUB02160	BOLT	2
3	QUR01695	WASHER	4
4	QUB01300	BUMPER, Rubber	2
5	QUE01175	NUT	2
6	87822	SHIM, Plastic	4
7	180039	LADDER	1
8	102222	LATCH	1
9	QUV00735	BOLT	4
10	180036	BRACKET, Slide	2
11	87821	SHOE, Plastic	2
12	QUB02757	BOLT	8
13	QUE01205	NUT	8
14	QUR01800	WASHER	8
15	QUB04405	BOLT	4
16	QUR01300	WASHER	4
17	QUR01917	WASHER	4
18	189323	BRACKET, Mounting	1
19	QUE01225	NUT	4
20	QUR01825	WASHER	8
21	QUR01270	WASHER	4
22	QUB02802	BOLT	4

SECTION 1

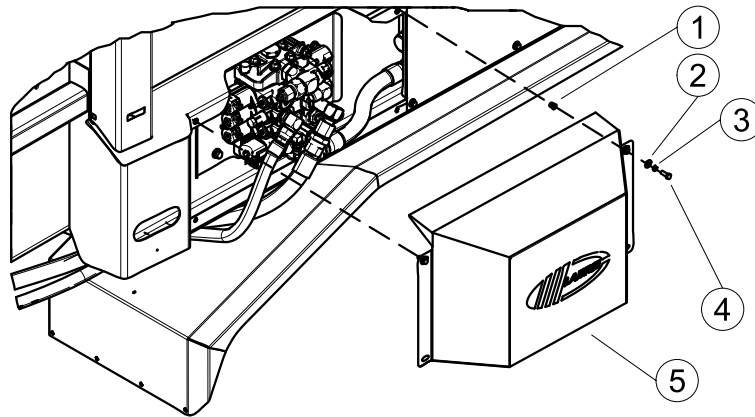
SIDE DOOR LADDER - Full Eject



SIDE DOOR LADDER - Full Eject

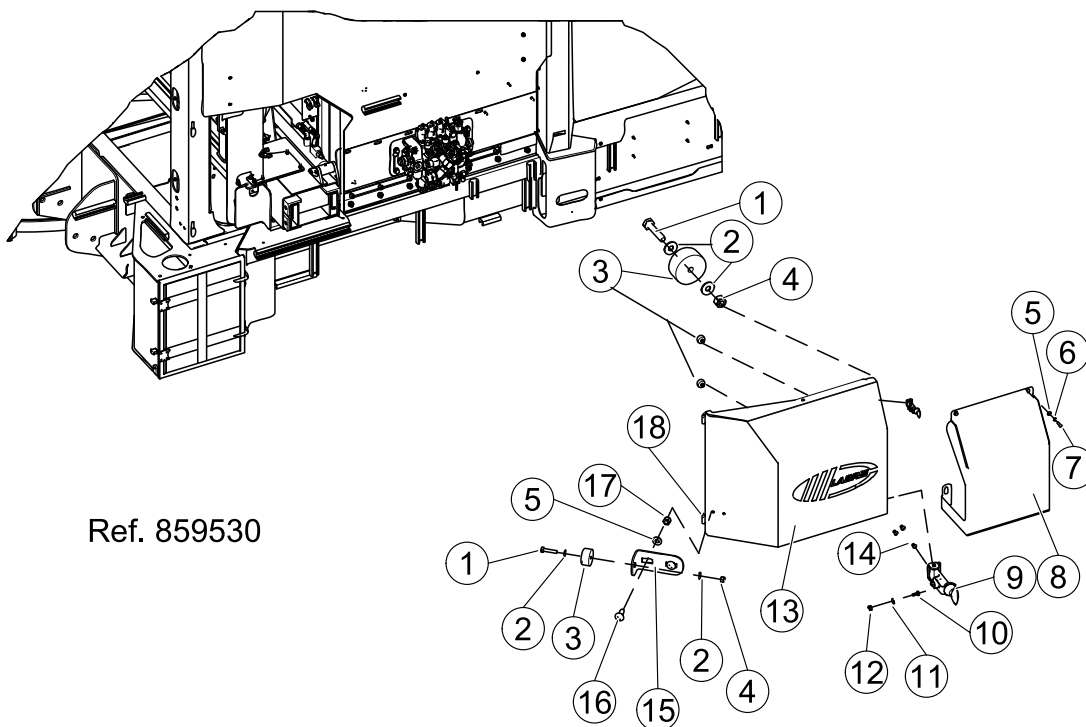
REF. NO.	PART NO.	DESCRIPTION	QTY.
1	162212	LADDER - Upper	1
2	140473	BRACKET	1
3	QUB02803	BOLT	6
4	QUB00080	BUMPER, Rubber	6
5	87821	WEAR ANGLE	2
6	140474	BRACKET	1
7	87822	WEAR SHOE	4
8	QUV02603	BOLT	8
9	QUE01993	WASHER	8
10	QUB01910	BOLT	4
11	162208	LADDER - Lower	1
12	QUB03501	BOLT	2
13	QUE01302	NUT	4
14	QUR01902	WASHER	10
15	QUB03920	BOLT	2
16	162210	HINGE	2
17	69759	LATCH	1
18	QUE01225	NUT	4
19	QUB01825	WASHER	4
20	QUB02802	BOLT	4
21	QUE01060	NUT	4
22	QUR01600	WASHER	4
23	50868	LATCH	1
24	QUV00625	BOLT	4
25	QUB03360	BOLT	2
26	162215	BRACKET	1

SECTION 1**VALVE COVER - Main and Arm Valve**



REF. NO.	PART NO.	DESCRIPTION	QTY.
1	QUE02017	INSERT, Threaded	A/R
2	QUR01900	WASHER	A/R
3	QUR01275	WASHER	A/R
4	QUB03400	BOLT	A/R
5	83354	COVER	A/R

VALVE COVERS - Main and Arm Valve - (AU W/ Helping Hand Arm)

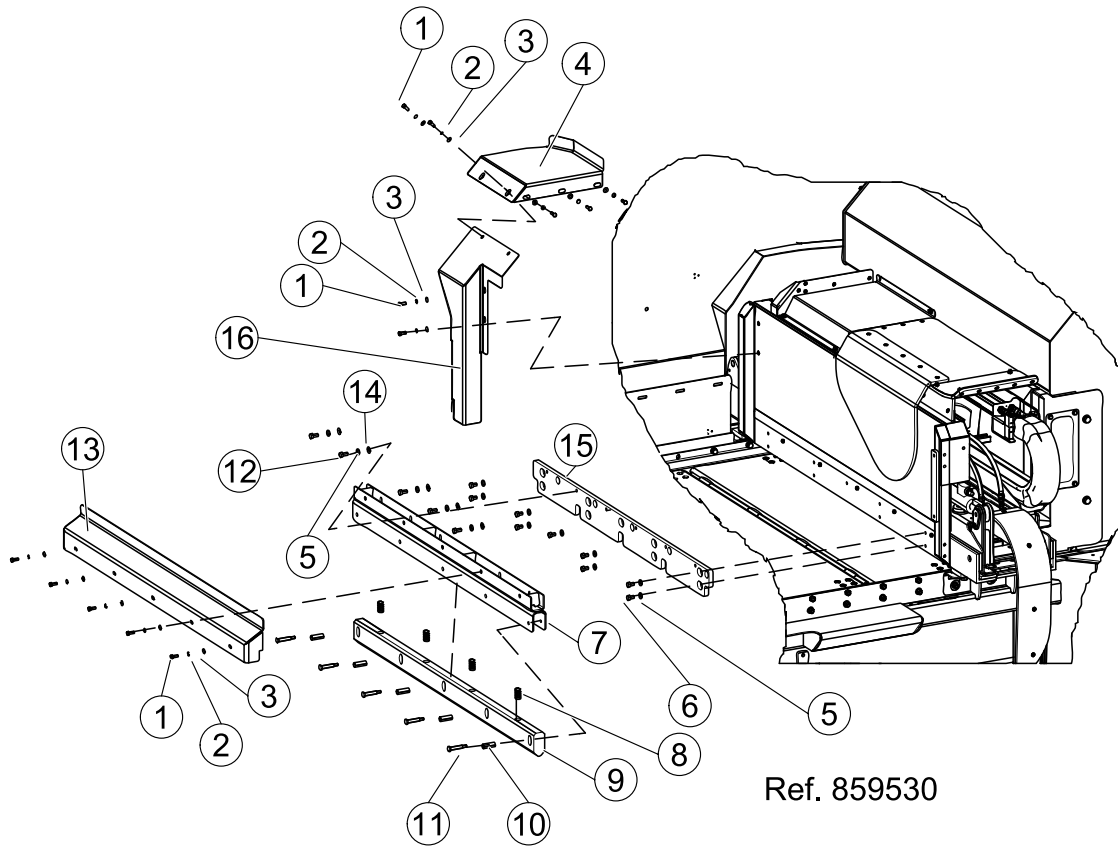


Ref. 859530

REF. NO.	PART NO.	DESCRIPTION	QTY.
1	QUB02160	BOLT	4
2	QUR01695	WASHER	8
3	QUB01300	BUMPER, Rubber	4
4	QUE01175	NUT	4
5	QUR01902	WASHER	5
6	QUR01274	WASHER	4
7	QUB03401	BOLT	4
8	189388	COVER, Valve - Main	1
9	QUP01450	LATCH	2
10	QUV00715	BOLT	2
11	QUR01600	WASHER	2
12	QUE01070	NUT	2
13	189331	COVER, ARM (Includes Item #18	1
14	Q-0388	RIVET	6
15	193002	BRACKET	1
16	QUB11935	BOLT	2
17	QUE01302	NUT	1
18	QUP01905	HINGES - Complete	2

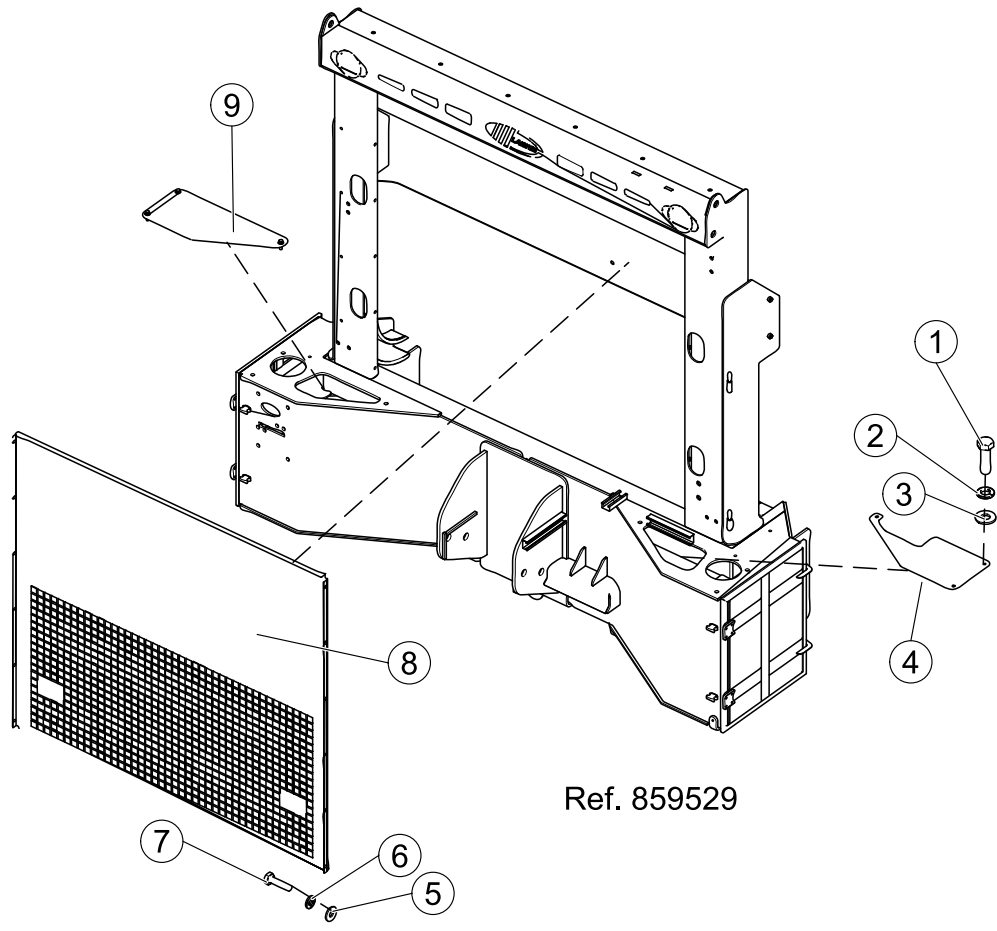
SECTION 1

COVERS/SCRAPER - INSIDE HOPPER - (AU W/Helping Hand Arm)



REF. NO.	PART NO.	DESCRIPTION	QTY.
1	QUB03401	BOLT	12
2	QUR01274	WASHER	12
3	QUR01902	WASHER	12
4	189400	COVER	1
5	QUR01300	WASHER	14
6	QUB04385	BOLT	9
7	189338	BRACKET, Scraper	1
8	QUR03310	SPRING	4
9	189341	SCRAPER, Plastic	1
10	89334	SPACER	5
11	QUB03905	BOLT, Shoulder	5
12	QUB04405	BOLT	5
13	189342	COVER	1
14	QUR01912	WASHER	5
15	193004	PLATE	1
16	89626	COVER	1

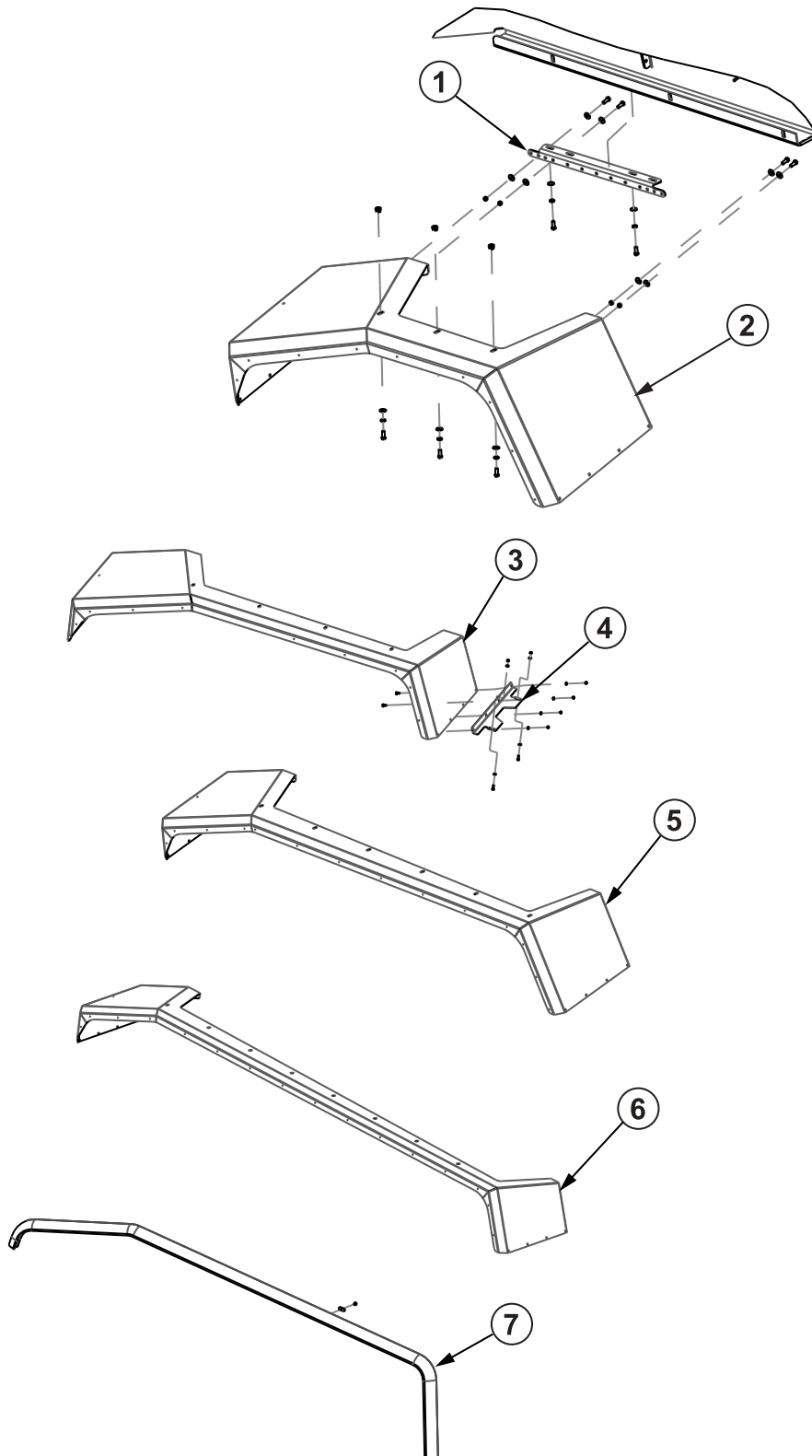
FRONT BODY ENCLOSURE/PIN COVERS - (AU W/Helping Hand Arm)



Ref. 859529

REF. NO.	PART NO.	DESCRIPTION	QTY.
1	QUB03501	BOLT	6
2	QUR01272	WASHER	6
3	QUR01902	WASHER	6
4	189410	PLATE	1
5	QUR01695	WASHER	12
6	QUR01261	WASHER	12
7	QUB02120	BOLT	12
8	189372	SCREEN	1
9	189409	PLATE	1

SECTION 1
FENDERS

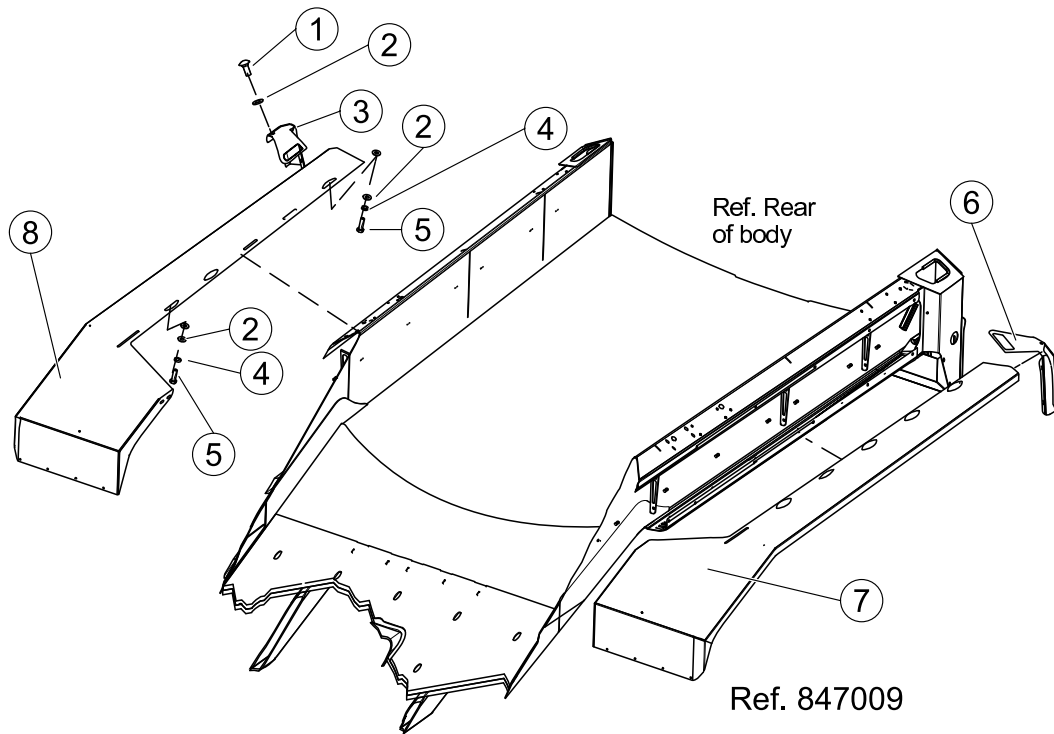


SECTION 1
FENDERS

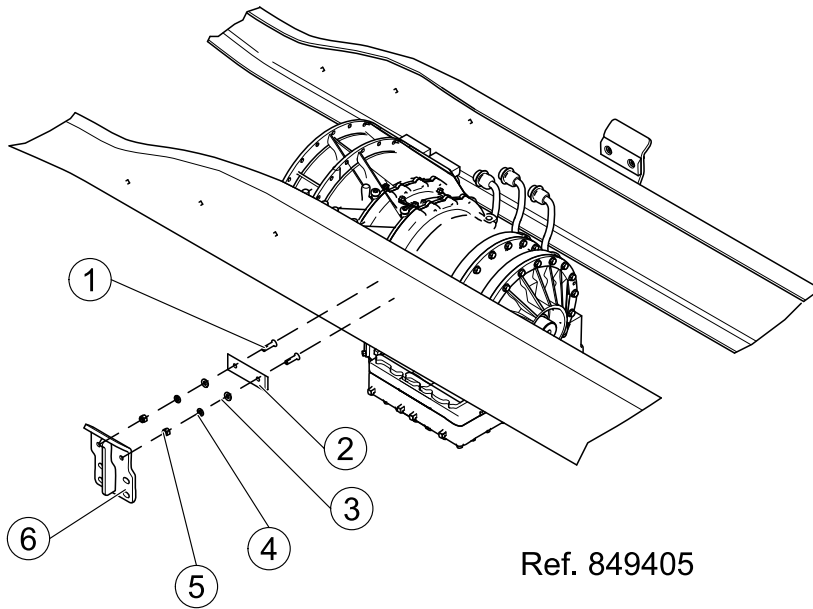
REF. NO.	PART NO.	DESCRIPTION	QTY.
1	69207	BRACKET	A/R
	QUB03400	BOLT	A/R
	QUR01275	WASHER	A/R
	QUR01900	WASHER	A/R
	QUV04302	NUT	A/R
2	69820	FENDER, 15-20 Yd, Single Axle, Street Side	1
	69811	FENDER, 15-20 Yd, Curb Side	1
	QUB03400	BOLT	A/R
	QUR01275	WASHER	A/R
	QUR01900	WASHER	A/R
	QUV04302	NUT	A/R
3	152401	FENDER, 15-20 Yd, Tandem Axle, Street Side	1
	152402	FENDER, 15-20 Yd, Tandem Axle, Curb Side	1
	QUB03400	BOLT	A/R
	QUR01275	WASHER	A/R
	QUR01900	WASHER	A/R
4	90887	BRACKET	1
	QUR02100	BOLT	A/R
	QUR01700	WASHER	A/R
	QUE01100	NUT	A/R
5	69208	FENDER, 20-31 Yd, Tandem Axle, Street Side	1
	69146	FENDER, 20-31 Yd, Tandem Axle, Curb Side	1
	QUB03400	BOLT	A/R
	QUR01275	WASHER	A/R
	QUR01900	WASHER	A/R
	QUV04302	NUT	A/R
6	98187	FENDER, 27 Yd, Triple Axle, Street Side	1
	98188	FENDER, 27 Yd, Triple Axle, Curb Side	1
	QUB03400	BOLT	A/R
	QUR01275	WASHER	A/R
	QUR01900	WASHER	A/R
	QUV04302	NUT	A/R
7	QUC11000	EDGING, Fender	PER INCH
	QUR02275	RIVET	A/R
	33652	WASHER	A/R

SECTION 1

FENDER, AU W/HH ARM



REF. NO.	PART NO.	DESCRIPTION	QTY.
1	QUB11935	BOLT, Carriage	2
2	QUR01902	WASHER	40
3	166850	BRACKET, Rear - R.S.	1
4	QUR01272	WASHER	20
5	QUB03501	BOLT	16
6	166851	BRACKET, Rear - L.S.	1
7	180985	FENDER - L.S	1
8	180984	FENDER - R.S.	1

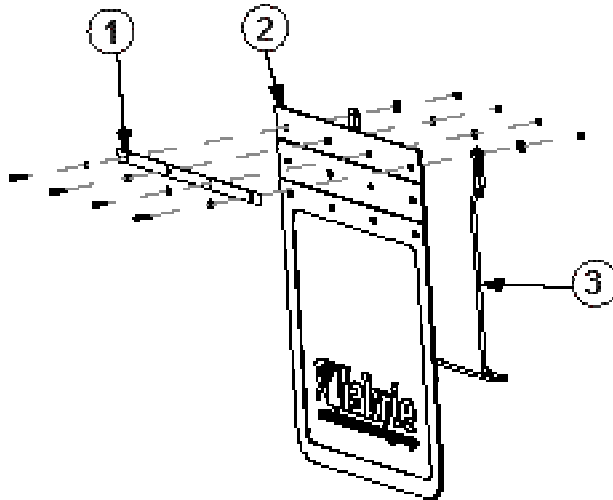


Ref. 849405

REF. NO.	PART NO.	DESCRIPTION	QTY.
1	QUB05810	BOLT	4
2	93726	SPACER (Must be placed between Item #6 and Wear Plate)	A/R
	93725	WEAR PLATE - .25"	A/R
	73233	WEAR PLATE - .50"	A/R
3	QUR01912	WASHER	4
4	QUR01300	WASHER	4
5	QUE01500	NUT	4

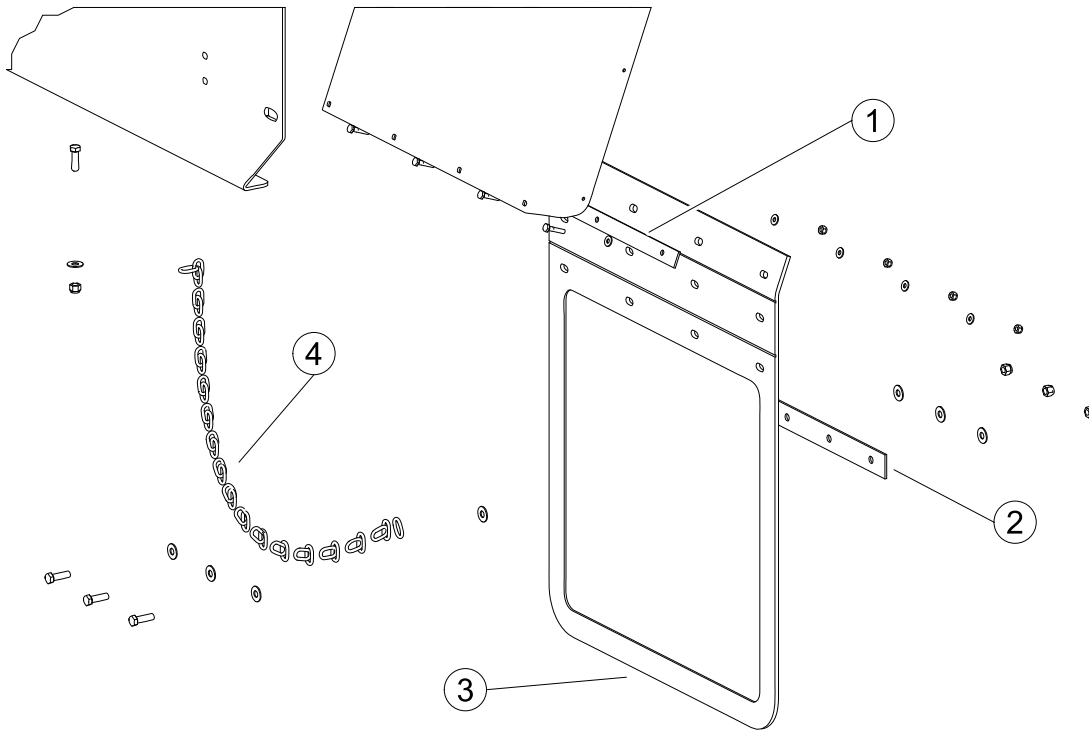
SECTION 1

MUD FLAPS, W/LOGO, Fender Mount<, Anti-Sail



REF. NO.	PART NO.	DESCRIPTION	QTY.
1	5523	BRACKET	2
	QUB02150	BOLT	A/R
	QUR01700	WASHER	A/R
	QUR01704	WASHER	A/R
	QUE01100	NUT	A/R
2	91021	MUD FLAP With Logo	2
3	CIG00800	BRACKET, Anti Sail	2

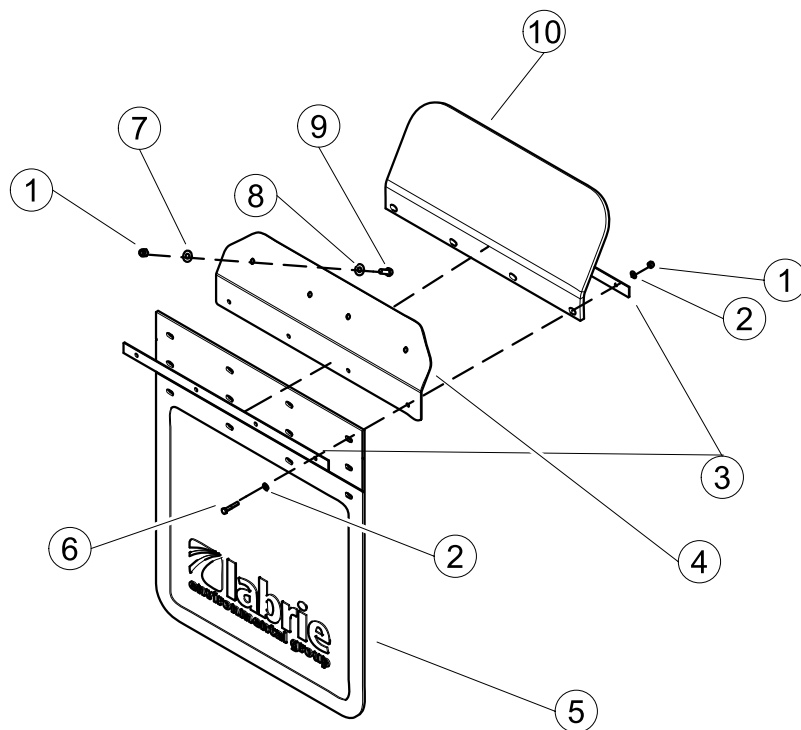
MUD FLAPS WO/ LOGO, Fender Mount, With Chain



REF. NO.	PART NO.	DESCRIPTION	QTY.
1	5523	BRACKET	2
	QUB02150	BOLT	A/R
	QUR01700	WASHER	A/R
	QUR01704	WASHER	A/R
	QUE01100	NUT	A/R
2	10976	BRACKET	2
	QUB03500	BOLT	2
	QUR01900	WASHER	4
	QUE01300	NUT	2
3	43694	MUD FLAP, Without Logo	2
4	80215	CHAIN	2

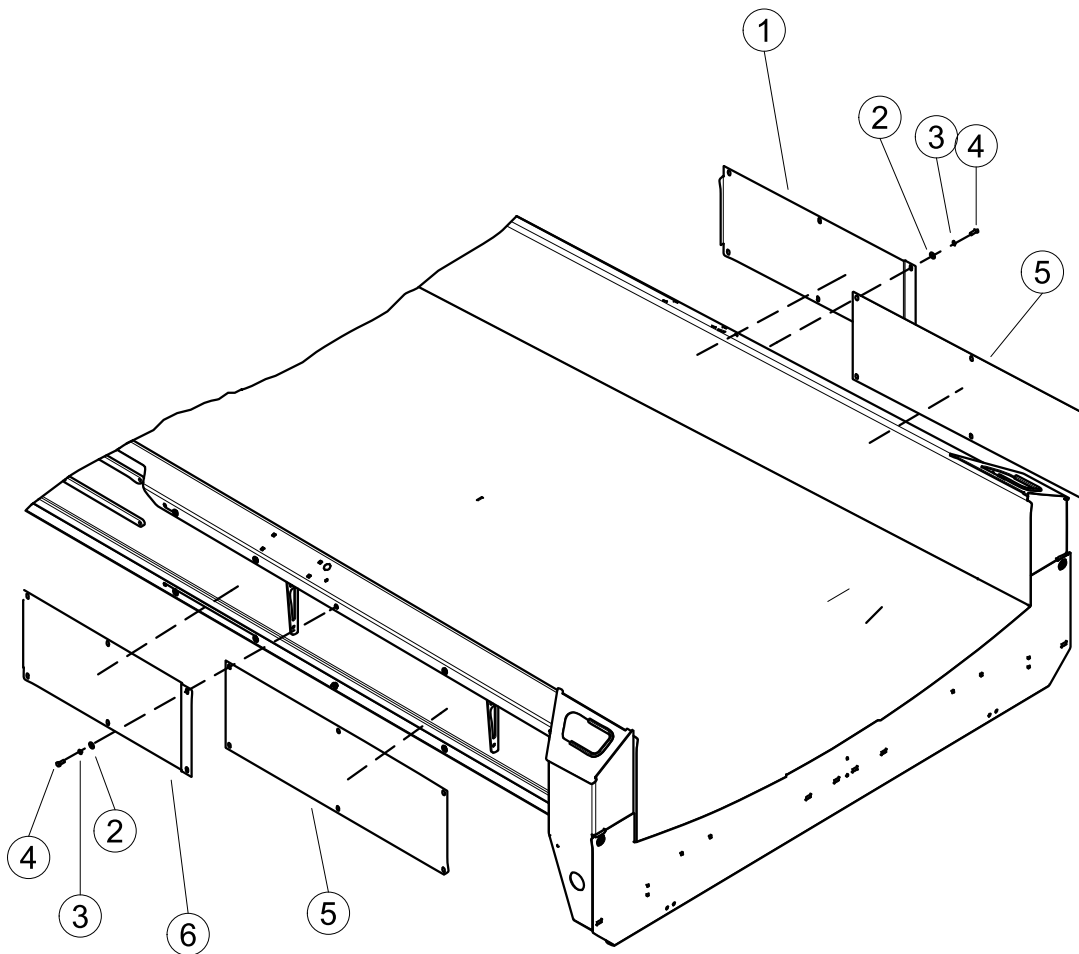
SECTION 1

MUDFLAPS WITH LOGO - Tailgate Mount



REF. NO.	PART NO.	DESCRIPTION	QTY.
1	QUE01100	NUT	16
2	QUR01700	WASHER	16
3	5523	BRACKET	4
4	80368	BRACKET	2
5	91021	MUDFLAP, With Logo	2
6	QUB02200	BOLT	8
7	QUR01900	WASHER	8
8	QUR01704	WASHER	8
9	QUB03400	BOLT	8
10	43699	BRACKET	2

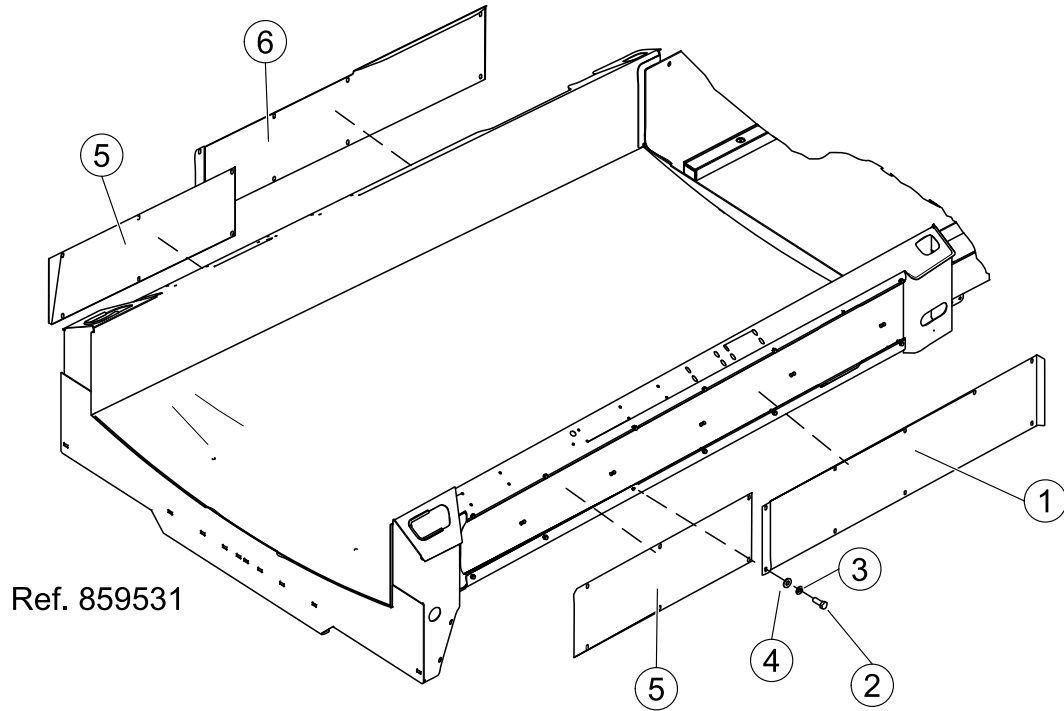
SIDE PANELS - Body



REF. NO.	PART NO.	DESCRIPTION	QTY.
1	152070	PANEL, Side - Curbside Forward (15, 20 & 27 Yd)	1
2	QUR01275	WASHER	A/R
3	QUR01900	WASHER	A/R
4	QUB03400	BOLT	A/R
5	69809	PANEL, Side - Rearward (15 - 20 Yd)	2
	69964	PANEL, Side - Rearward (27 Yd)	2
6	152071	PANEL, Side - Streetside Forward (15, 20 & 27 Yd)	1

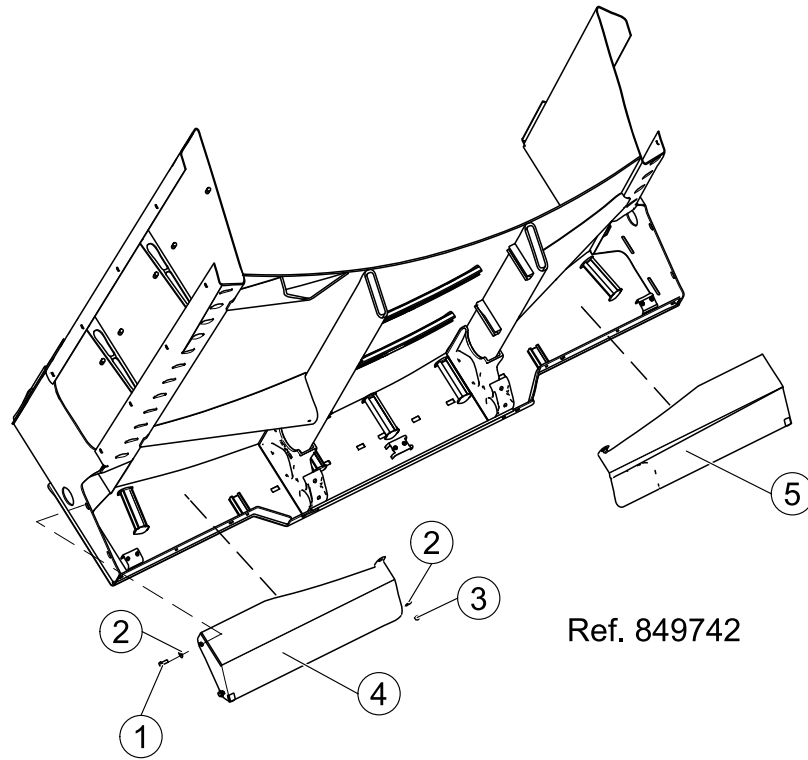
SECTION 1

SIDE PANELS, BODY - (AU With Helping Hand Arm)



REF. NO.	PART NO.	DESCRIPTION	QTY.
1	87580	PANEL	1
2	QUB03401	BOLT	25
3	QUR01272	WASHER	25
4	QUR01902	WASHER	25
5	87579	PANEL	2
6	189394	PANEL	1

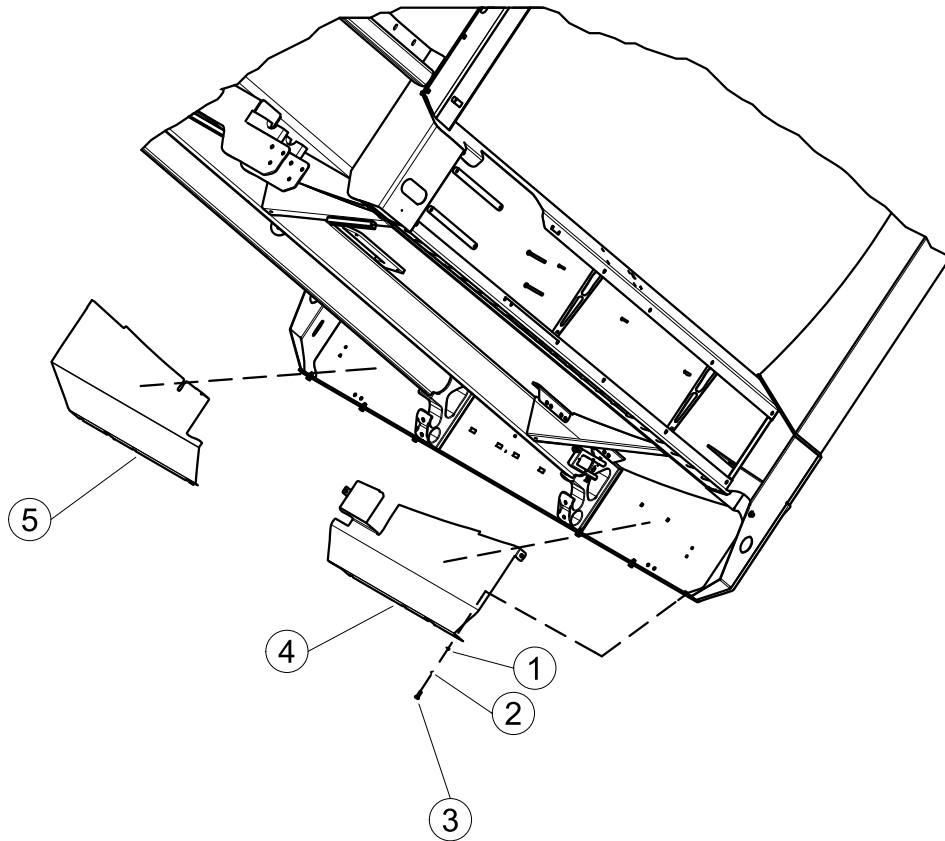
ENCLOSURE, Tube -Lower Rear Body - HH Arm Unit



REF. NO.	PART NO.	DESCRIPTION	QTY.
1	QUB03399	BOLT	4
2	QUR01901	WASHER	6
3	QUE01901	NUT	2
4	183614	COVER, R.S.	1
5	183615	COVER, L.S.	1

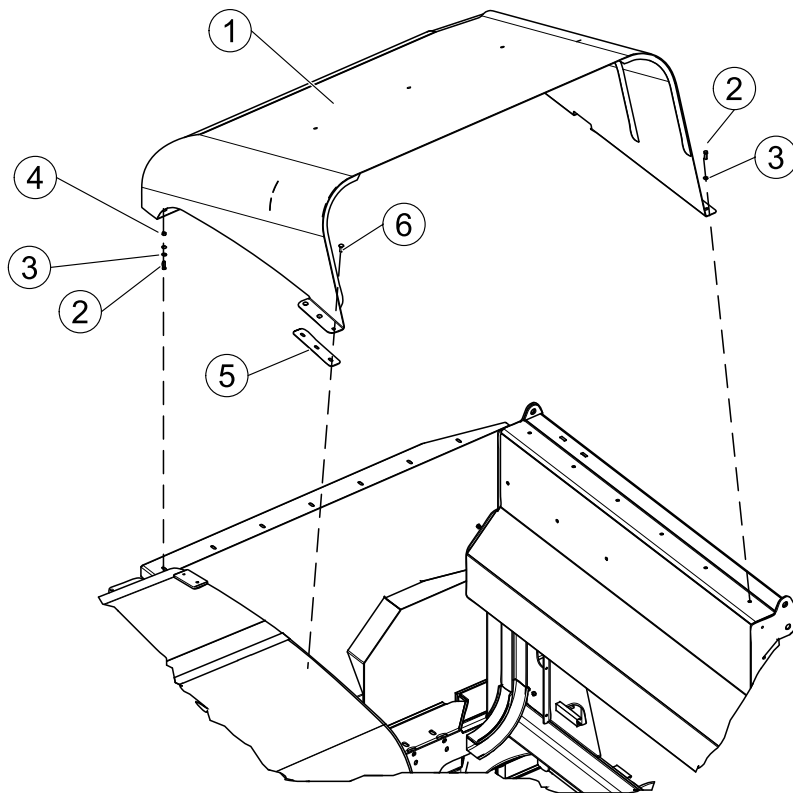
SECTION 1

ENCLOSURE, Tube - Lower Rear Body



REF. NO.	PART NO.	DESCRIPTION	QTY.
1	QUR01900	WASHER	A/R
2	QUR01275	WASHER	A/R
3	QUB03400	BOLT	A/R
4	152403	ENCLOSURE, Streetside Rear	1
5	82452	ENCLOSURE, Curbside Rear	1

HOPPER Cover - Used on unit with Helping Hand arm

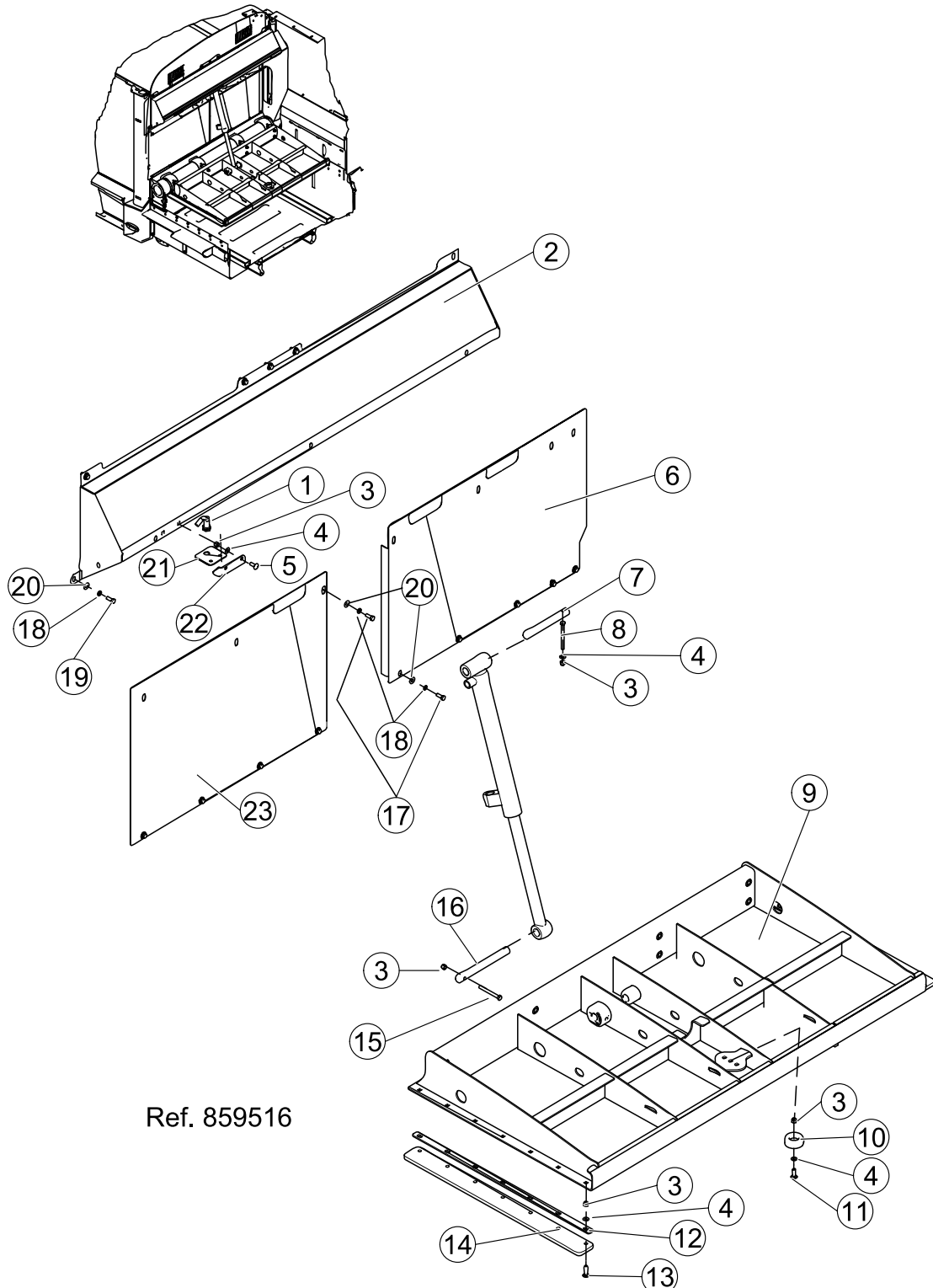


Ref. 859534

REF. NO.	PART NO.	DESCRIPTION	QTY.
1	180209	CANOPY	1
2	QUB03501	BOLT	11
3	QUR01902	WASHER	17
4	QUE01302	NUT	6
5	172698	BACKUP PLATE	1
6	QUB11940	BOLT	3

SECTION 1

CRUSHER W/Helping Hand Arm

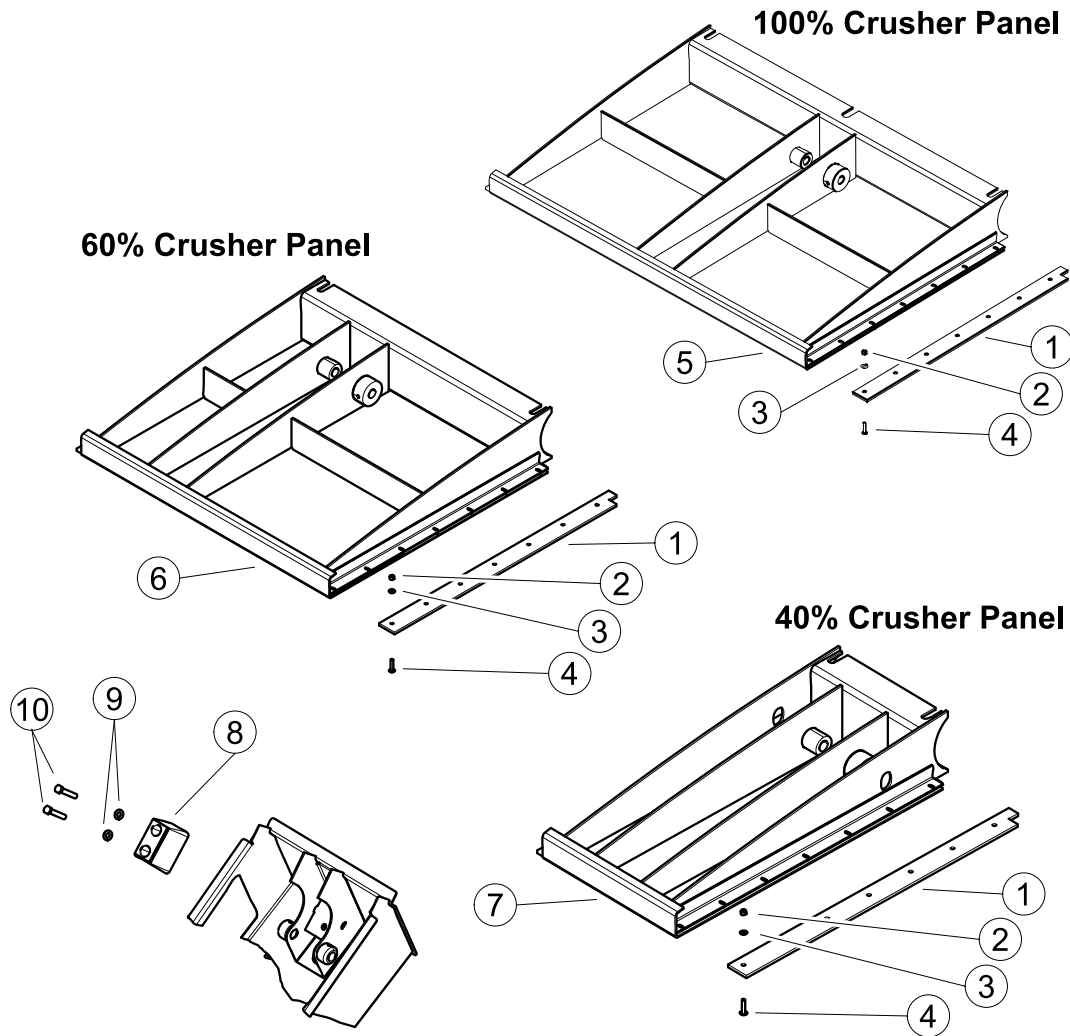


Ref. 859516

CRUSHER W/Helping Hand Arm

REF. NO.	PART NO.	DESCRIPTION	QTY.
1	45103-03	SENSOR, Proximity	1
2	155328	DEFLECTER, Hopper	1
3	QUE01302	NUT	19
4	QUR01902	WASHER	5
5	QUB11935	BOLT, Carriage	4
6	189279	PANEL	1
7	10300	PIN	1
8	QUB04055	BOLT	1
9	189262	WELDMENT, Crusher	1
10	QUB00075	BUMPER, Rubber	1
11	QUB11940	BOLT, Carriage	1
12	189495	PLATE, Backup	2
13	QUB11945	BOLT, Carriage	14
14	189496	ENCLOSURE, Rubber	2
15	QUB04012	BOLT	1
16	10301	BOLT	1
17	QUB03399	BOLT	21
18	QUR01274	WASHER	21
19	QUR01901	WASHER	21
20	189387	PLATE, Proximity	1
21	189378	BRACKET	1
22	189267	PANEL	1

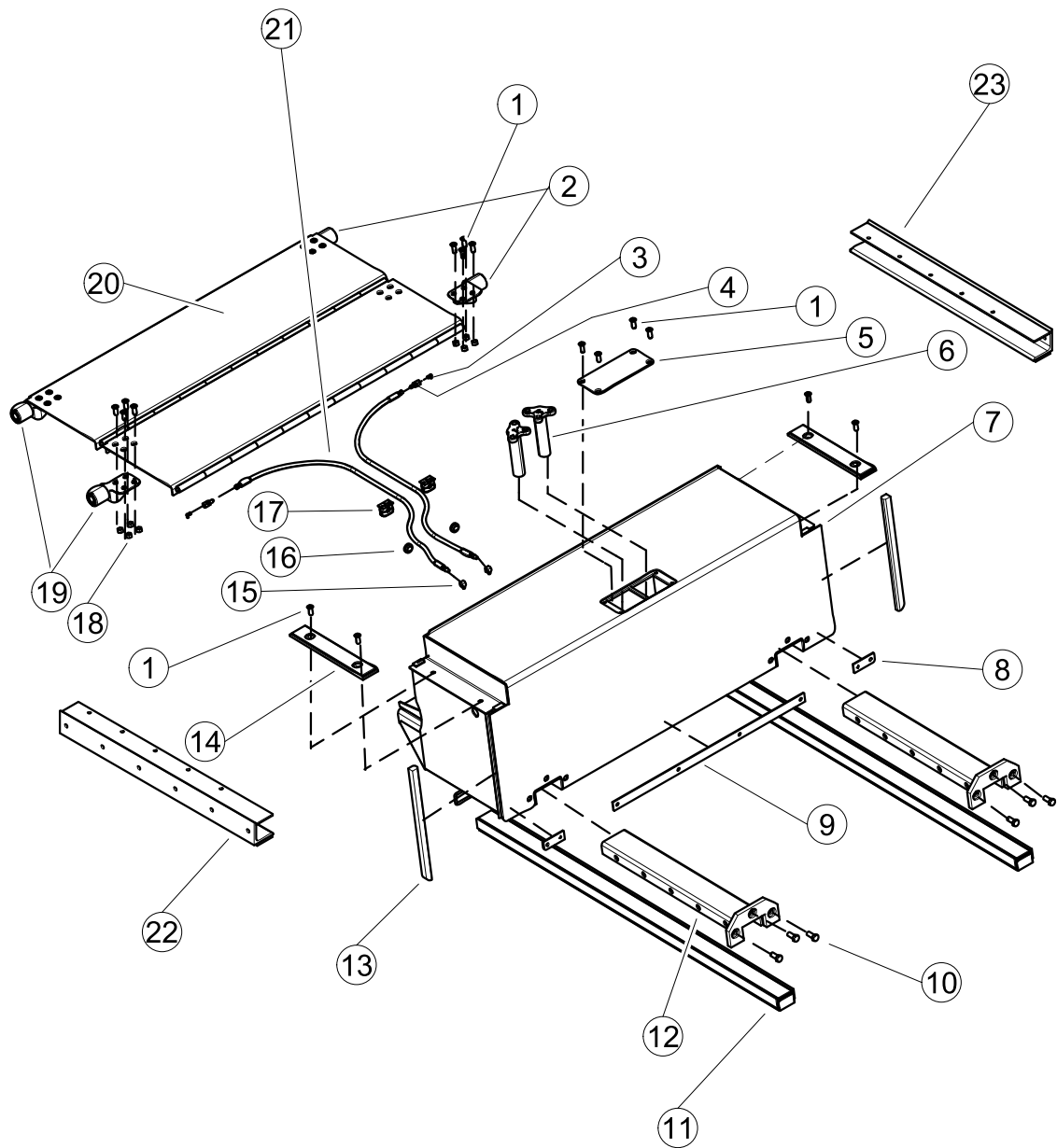
CRUSHER PANELS



REF. NO.	PART NO.	DESCRIPTION	QTY.
1	73065	RUBBER	2
2	QUE01200	NUT	14
3	QUR01800	WASHER	28
4	QUV02705	BOLT	14
5	152270	CRUSHER ASSY. 100% (Incls Items 1 Thru 4)	1
6	76638	CRUSHER ASSY. 60% (Incls Items 1 Thru 4)	1
7	152178	CRUSHER ASSY. 40% (Incls Items 1 Thru 4)	1
8	QUC00100	BUMPER, Rubber	1
9	QUR01905	WASHER	2
10	QUB04825	BOLT	2

SECTION 1

PACKER PANEL - Std.

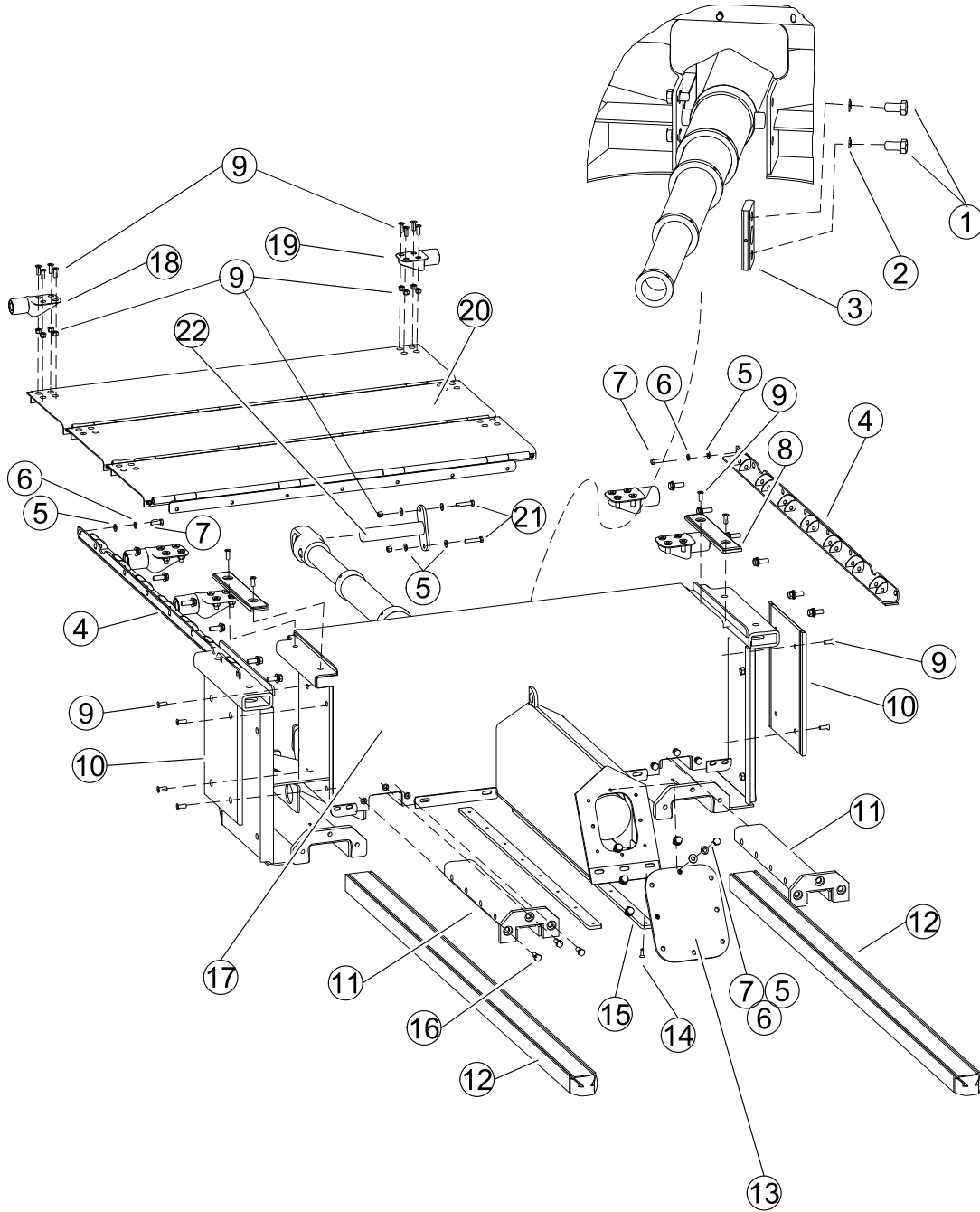


PACKER PANEL - Std.

REF. NO.	PART NO.	DESCRIPTION	QTY.
1	QUB05800	BOLT	24
2	60778	ASSEMBLY, Roller R.S.	2
3	QUG00300	FITTING, Grease	2
4	HYF19950	FITTING, Bulkhead	2
	HYF19960	NUT, Lock	2
5	20436	COVER	1
6	60754	PIN, Packer Cylinder	2
7	75860	WELDMENT, Packer	1
8	152151	COVER, Side	2
9	38563	COVER, Center	1
10	QUB05100	BOLT	6
11	9978	RAIL, (Welded IN Body)	2
12	9970	WEAR SHOE	2
13	25805	WEAR SHOE, Side Plastic	2
14	11577	WEAR SHOE, Side Steel	2
15	PNF09600	FITTING	2
16	QUG01900	GROMMET, Rubber	2
17	QUA01100	CLAMP, Hose	4
18	QUE01500	NUT	16
19	60779	ASSEMBLY, Roller L.S.	2
20	71062	PANEL, Follower (Less Rollers)	1
21	16045	HOSE	2
22	11571	GUIDE, Left	1
23	11570	GUIDE, Right	1

SECTION 1

PACKER PANEL - FULL EJECT - Units Before AU14116NIA

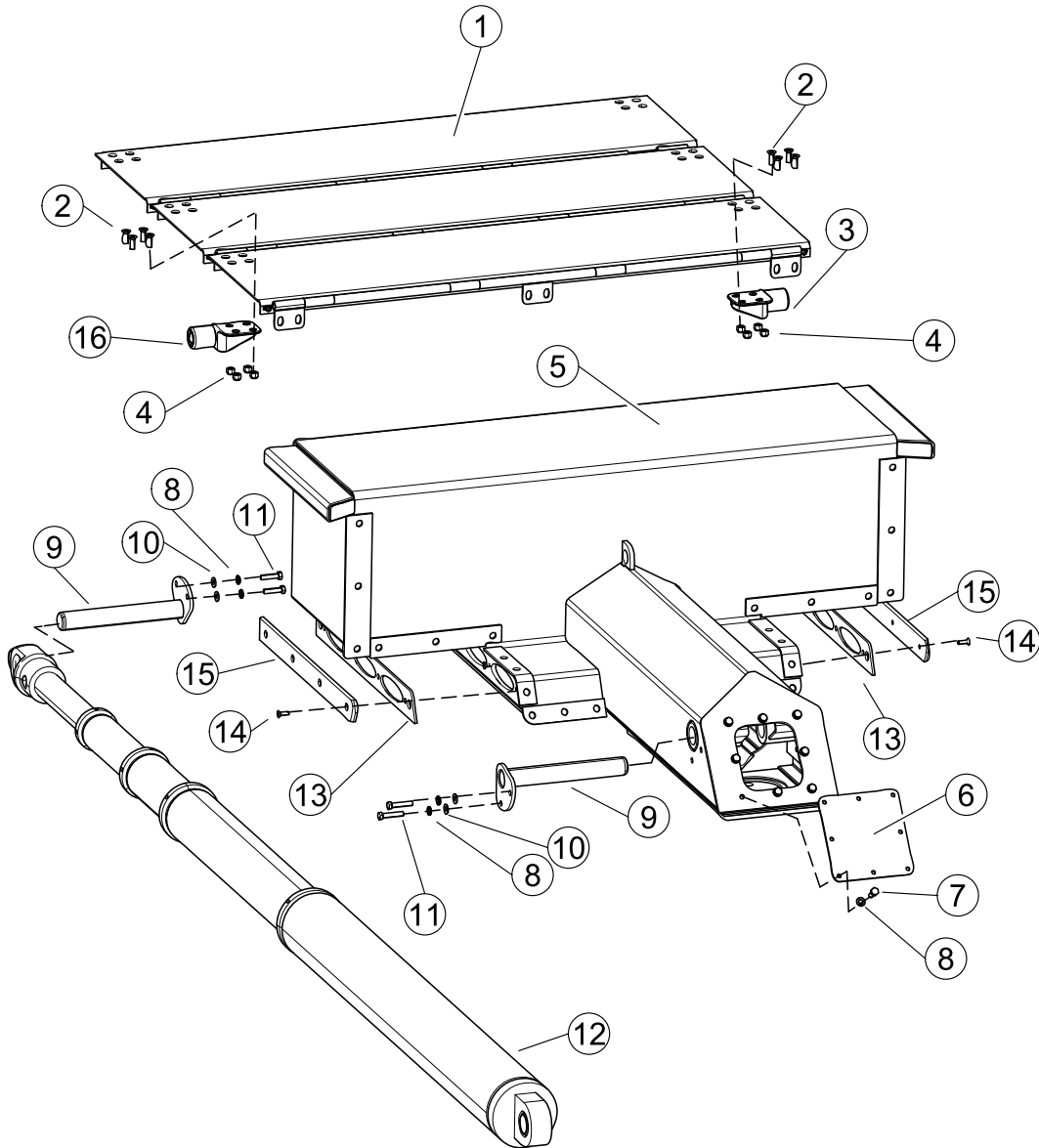


PACKER PANEL - FULL EJECT - Units before AU14116NIA

REF. NO.	PART NO.	DESCRIPTION	QTY.
1	QUB06570	BOLT	4
2	QUR02116	WASHER	4
3	162097	PLATE, Retainer	2
4	162023	RAIL	2
5	QUR01912	WASHER	40
6	QUR01300	WASHER	22
7	QUB04503	BOLT	29
8	11577	SHOE, Wear - Upper	2
9	QUB01500	BOLT	33
10	162150	PLATE, Wear - Side	2
11	155185	SHOE, Wear - Lower	2
12	162085	TRACK, Wear - Hopper Floor	2
13	162123	COVER	1
14	QUB05605	BOLT	16
15	161316	BAR, Wear - Mid Packer	2
16	QUB05100	BOLT	6
17	162018	PACKER (Includes Item #11)	1
18	60779	ROLLER, Follower - L.S.	3
19	60778	ROLLER, Follower - R.S.	3
20	162161	PANEL, Follower (No Rollers)	1
21	QUB04801	BOLT	2
22	161371	PIN	1

SECTION 1

PACKER PANEL - Full Eject - S/N AU14116NIA & Above

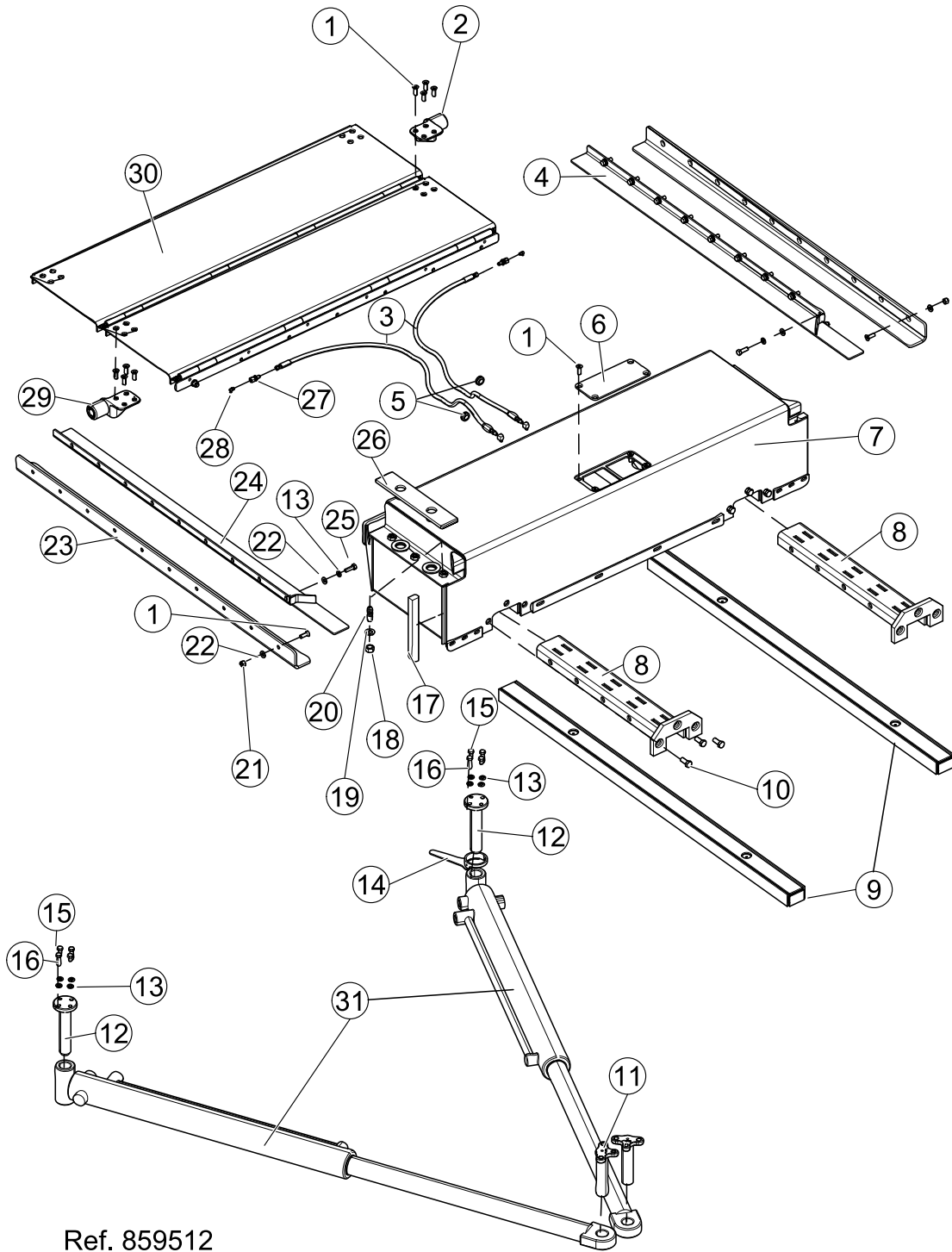


PACKER PANEL - Full Eject - S/N AU14116NIA & Above

REF. NO.	PART NO.	DESCRIPTION	QTY.
1	79847	ASSY., Follower Panels	1
2	QUB05800	BOLT	24
3	60778	ASSY., Roller - RS	3
4	QUE01500	NUT	24
5	179759	PACKER WELDMENT	1
6	169581	COVER	1
7	QUB04411	BOLT	8
8	QUR01300	WASHER	12
9	169582	PIN, Packer Cylinder	2
10	QUR01912	WASHER	4
11	QUB04801	BOLT	4
12	HYC01331	CYLINDER	1
13	179881	SHIM	A/R
14	QUB05605	BOLT	8
15	168859	WEAR PLATE	2
16	60779	ASSY., Roller - LS	3

SECTION 1

PACKER PANEL W/Helping Hand Arm



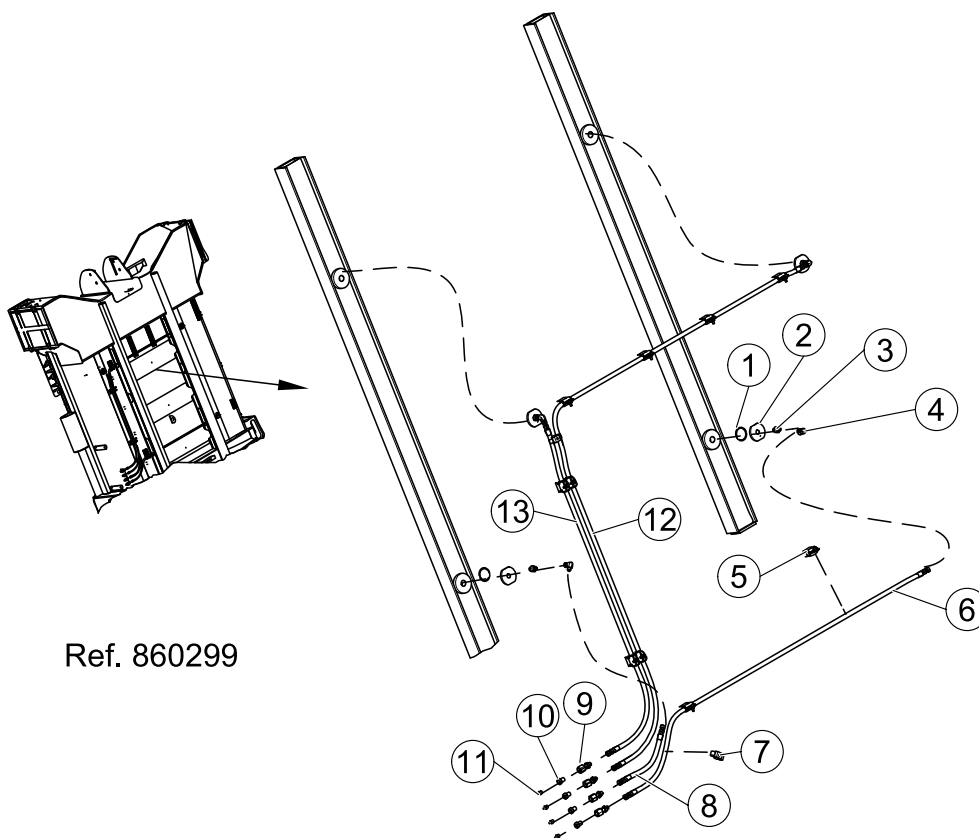
Ref. 859512

PACKER PANEL W/Helping Hand Arm

REF. NO.	PART NO.	DESCRIPTION	QTY.
1	QUB05800	BOLT	40
2	60778	FOLLOWER ROLLER - R.S.	2
3	89562	HOSE	2
4	189314	GUIDE - R.S.	1
5	QUG001900	GROMMET	2
6	20436	PLATE	1
7	186238	WELDMENT, Packer - Packer with Helping Hand Arm	1
8	155185	WEAR SHOE	2
9	183729	RAIL, (Weld in Body)	2
10	QUB05100	BOLT	6
11	60754	PIN	2
12	60770	PIN	2
13	QUR01300	WASHER	26
14	189305	ACTUATOR, Sensor	1
15	QUB04601	BOLT	4
16	QUB04385	BOLT	4
17	189382	WEAR SHOE, Side - Plastic	2
18	QUE00891	NUT	6
19	QUR02000	WASHER	6
20	QUV02884	SETSCREW	6
21	QUE01500	NUT	43
22	QUR01912	WASHER	52
23	189308	GUIDE	2
24	189313	GUIDE - L.S.	1
25	QUB04503	BOLT	25
26	97673	WEAR SHOE, Side Steel	2
27	HYF19950	CONNECTOR	2
28	QUG00300	FITTING, Grease	2
29	60779	FOLLOWER ROLLER - L.S.	2
30	87767	PANEL, Follower (Less Rollers)	1
31	HYC00507-01	CYLINDER	2

SECTION 1

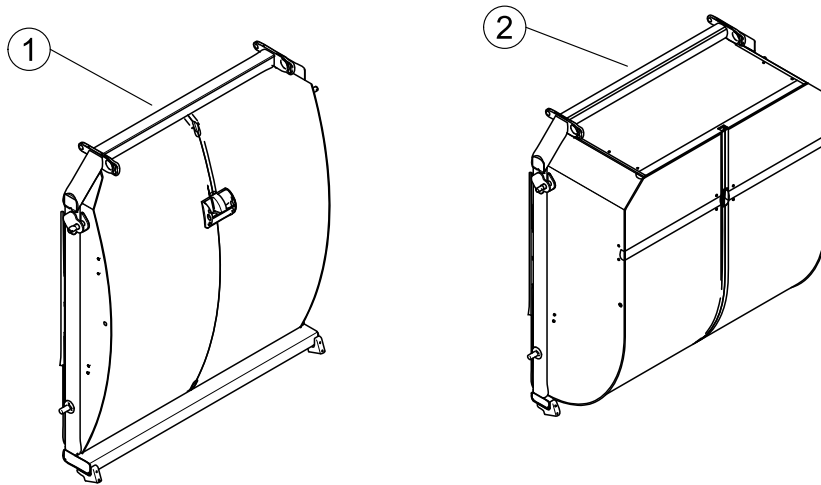
Grease Lines for Body Floor Rails Used on HH units



Ref. 860299

REF. NO.	PART NO.	DESCRIPTION	QTY.
1	HYJ01485	SEAL	4
2	189483	CONNECTOR, Grease	4
3	HYF04700	ADAPTER	4
4	HYF07900	ELBOW	4
5	HHYS00200	SUPPORT, Hose	10
6	183736	HOSE	1
7	ELA01300	CLAMP,, Dual - - Plastic	2
8	183737	HOSE	1
9	HYF01040	CONNECTOR	4
10	HYF08955	ADAPTER	4
11	QUG00200	FITTING, Grease	4
12	183738	HOSE	1
13	183739	HOSE	1

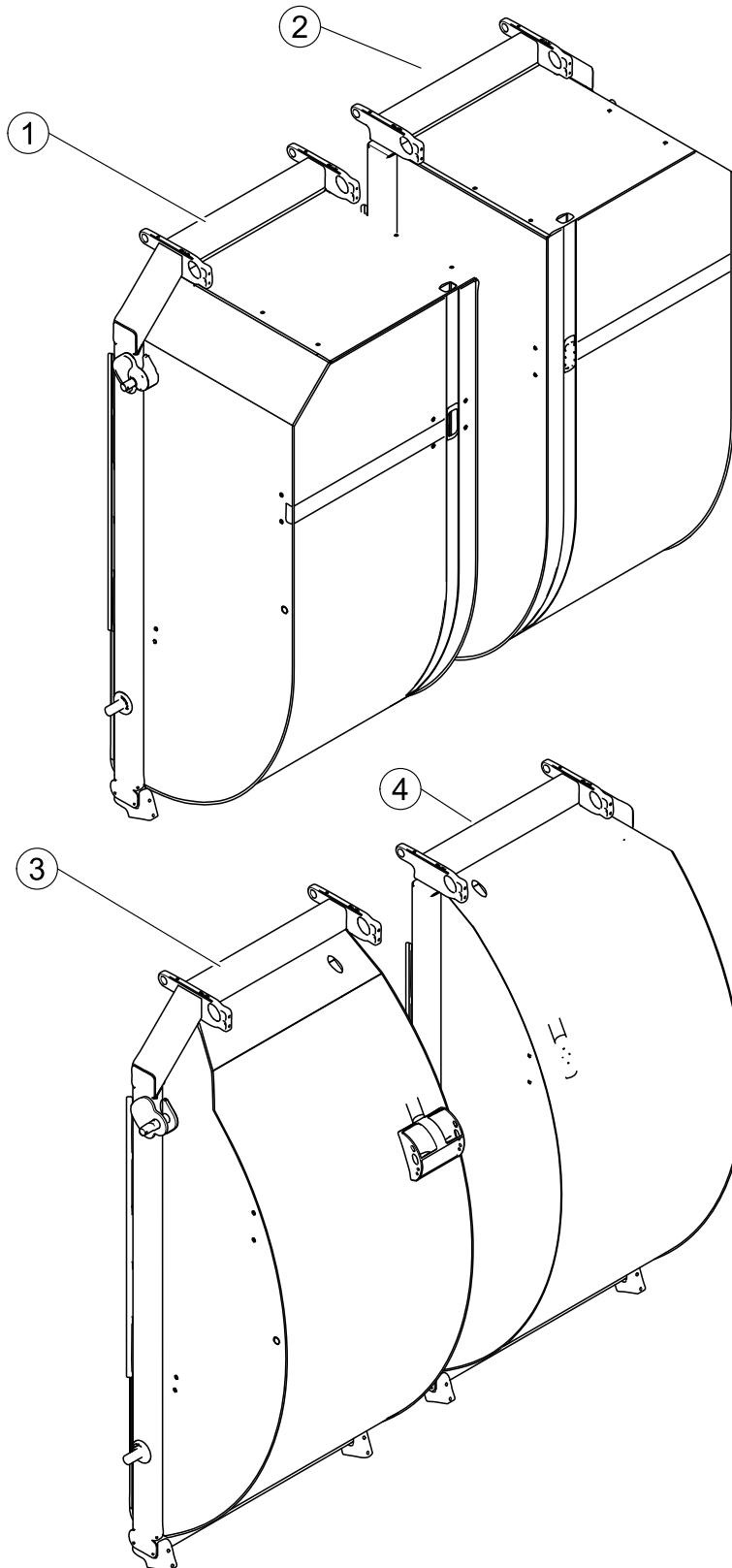
TAILGATE WELDMENT - Full Tailgate



REF. NO.	PART NO.	DESCRIPTION	QTY.
1	155349	WELDMENT, 0YD - 30" Seal - RD Top	1
	155350	WELDMENT, 0YD - 48" Seal - RD Top	1
	155351	WELDMENT, 2YD - 30" Seal - RD Top	1
	155352	WELDMENT, 2YD - 48" Seal - RD Top	1
	155353	WELDMENT, 4YD - 30" Seal - RD Top	1
	155354	WELDMENT, 4YD - 48" Seal - RD Top	1
	155359	WELDMENT, 6YD - 30" Seal - RD Top	1
	155360	WELDMENT, 6YD - 48" Seal - RD Top	1
	2	161433	WELDMENT, 6YD - 30" Seal - SQ Top

SECTION 1

TAILGATE WELDMENTS - Split Tailgates

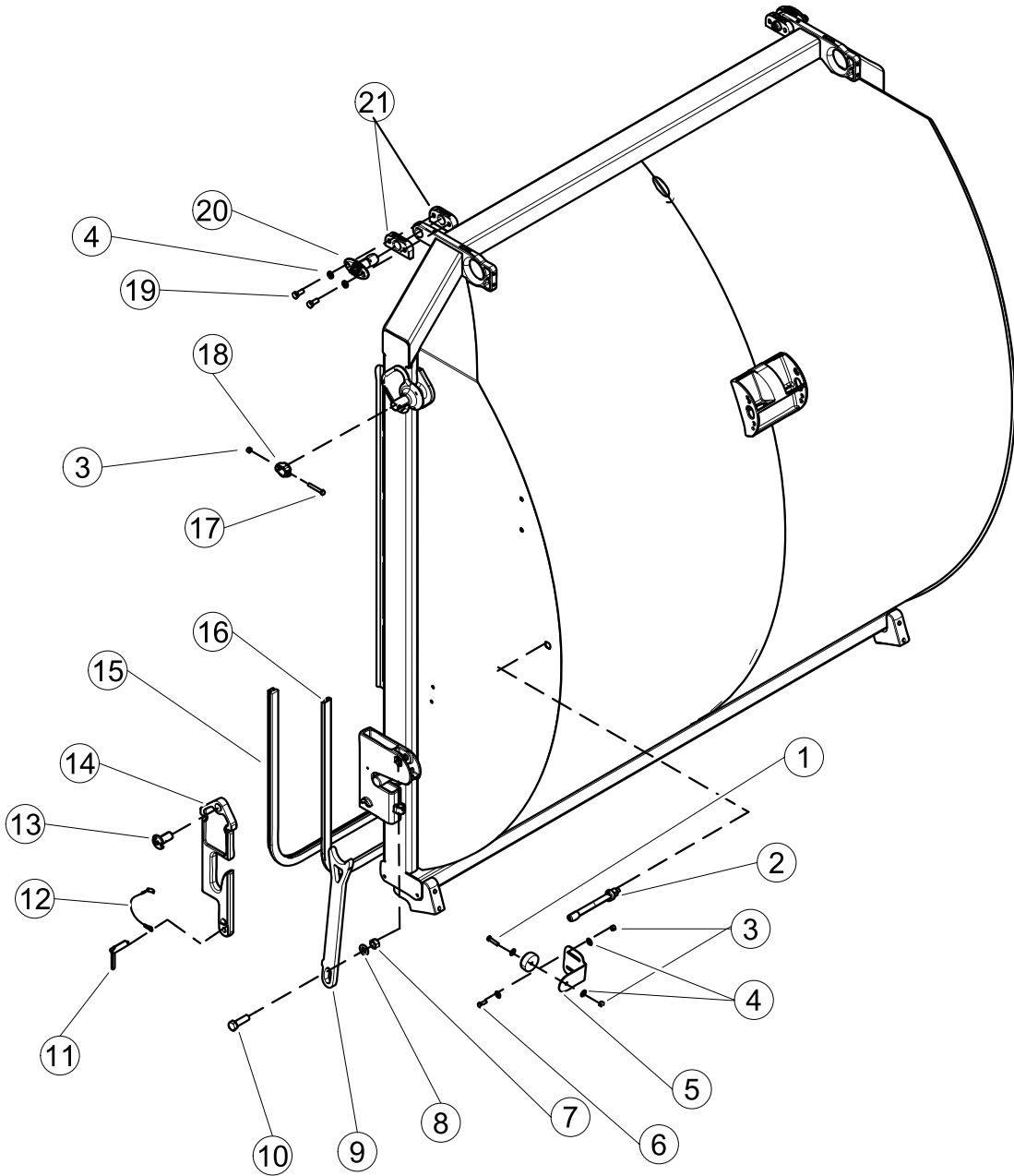


TAILGATE WELDMENTS - Split Tailgates

REF. NO.	PART NO.	DESCRIPTION	QTY.
1	160528	WELDMENT, 6YD - 40% - 30" Seal - SQ. Top	1
	85946	WELDMENT, 6YD - 50% - 30" Seal - SQ. Top	1
	85948	WELDMENT, 6YD - 60% - 30" Seal - SQ. Top	1
2	85949	WELDMENT, 6YD - 40% - 30" Seal - SQ. Top	1
	85947	WELDMENT, 6YD - 50% - 30" Seal - SQ. Top	1
	160527	WELDMENT, 6YD - 60% - 30" Seal - SQ. Top	1
3	85920	WELDMENT, 2YD - 60% - 30" Seal - RD. Top	1
	85932	WELDMENT, 4YD - 40% - 30" Seal - RD. Top	1
	85934	WELDMENT, 4YD - 50% - 30" Seal - RD. Top	1
	85936	WELDMENT, 4YD - 60% - 30" Seal - RD. Top	1
4	85921	WELDMENT, 2YD - 40% - 30" Seal - RD. Top	1
	85937	WELDMENT, 4YD - 40% - 30" Seal - RD. Top	1
	85935	WELDMENT, 4YD - 50% - 30" Seal - RD. Top	1
	85933	WELDMENT, 4YD - 60% - 30" Seal - RD. Top	1

SECTION 1

TAILGATE INSTALLATION - Full Tailgate

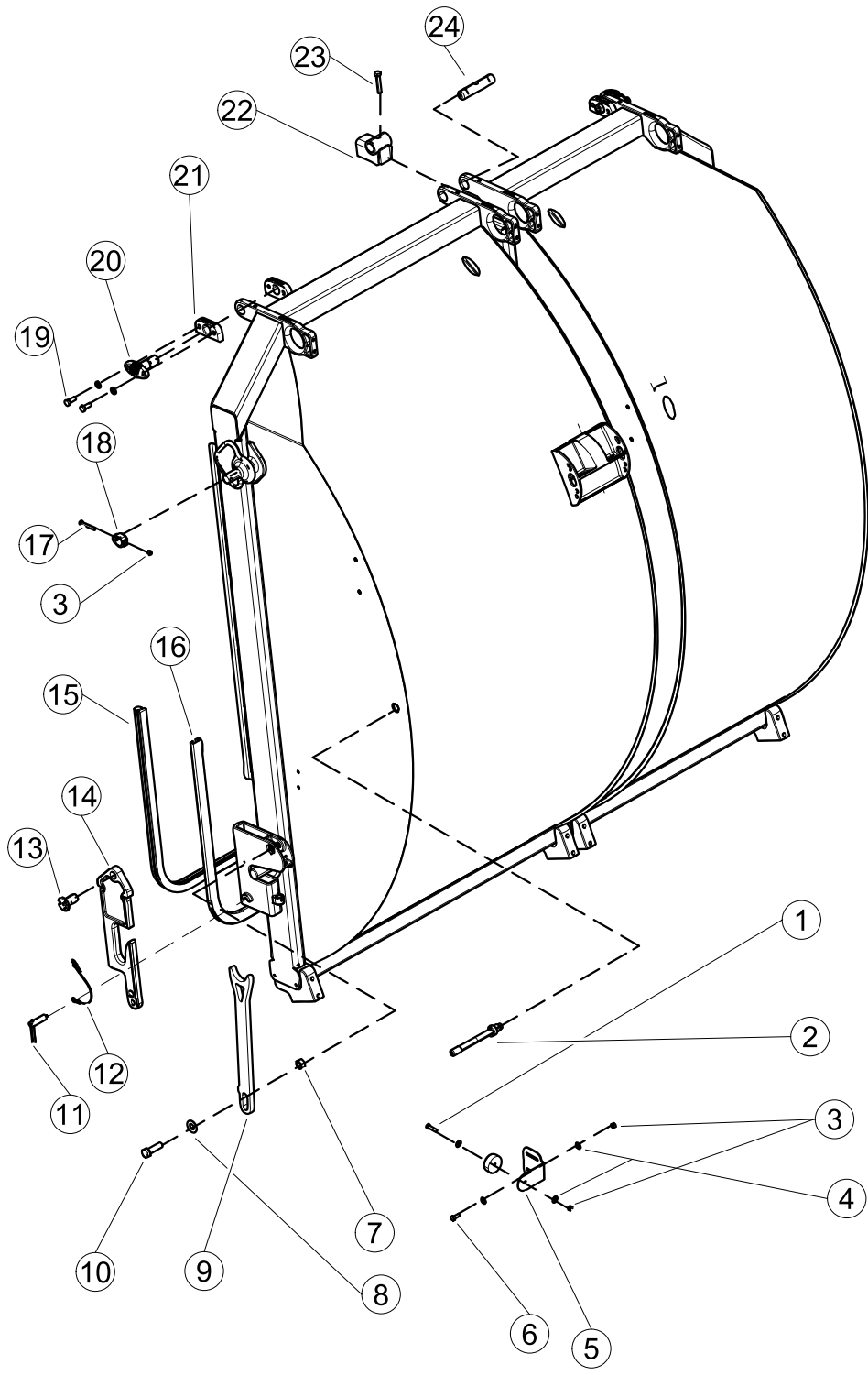


TAILGATE INSTALLATION - Full Tailgate

REF. NO.	PART NO.	DESCRIPTION	QTY.
1	QUB03600	BOLT	2
2	48408	INDICATOR	2
3	QUE01300	NUT	6
4	QUR01900	WASHER	4
5	69653	BRACKET	2
6	QUB03400	BOLT	2
7	QUE02045	NUT	2
8	QUR02005	WASHER	2
9	81011	PROP	2
10	QUB08700	BOLT	2
11	69119	PIN	2
12	QUE01100	CABLE	2
13	60782	PIN	2
14	60785	LATCH	2
15	CIC01950	SEAL - 142"	1
	CIC01955	SEAL - 180"	1
16	10154	CHANNEL, Seal - 30" Vertical	1
	36006	CHANNEL, Seal - 48" Vertical	1
17	QUB03910	BOLT	2
18	69061	RETAINER	2
19	QUB04500	BOLT	4
20	69071	PIN	2
21	69932	PIVOT	4

SECTION 1

TAILGATE INSTALLATION - Split Tailgates

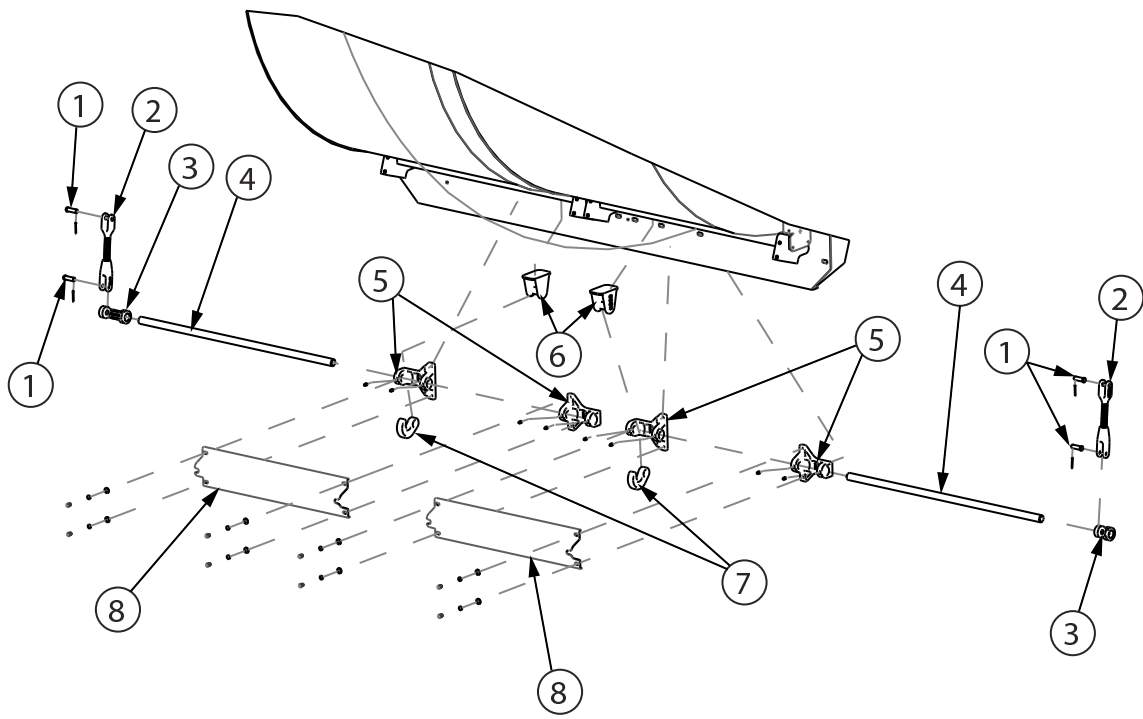


TAILGATE INSTALLATION - Split Tailgates

REF. NO.	PART NO.	DESCRIPTION	QTY.
1	QUB03600	BOLT	2
2	48408	INDICATOR	2
3	QUE01300	NUT	6
4	QUR01900	WASHER	4
5	69653	BRACKET	2
6	QUB03400	BOLT	2
7	QUE02045	NUT	2
8	QUR02005	WASHER	2
9	81011	PROP	2
10	QUB08700	BOLT	2
11	69119	PIN	2
12	QUE01100	CABLE	2
13	60782	PIN	2
14	60785	LATCH	2
15	CIC01948	SEAL - 100"	1
	CIC01945	SEAL - 90"	1
16	80092	CHANNEL, Seal - 60% TG	1
	90079	CHANNEL, Seal - 50% TG	1
	80109	CHANNEL, Seal - 40% TG	1
17	QUB03910	BOLT	2
18	69061	RETAINER	2
19	QUB04500	BOLT	4
20	69071	PIN	2
21	69932	PIVOT	4
22	91298	PIVOT	1
23	QUB04803	BOLT	1
24	80119	PIN	1

SECTION 1

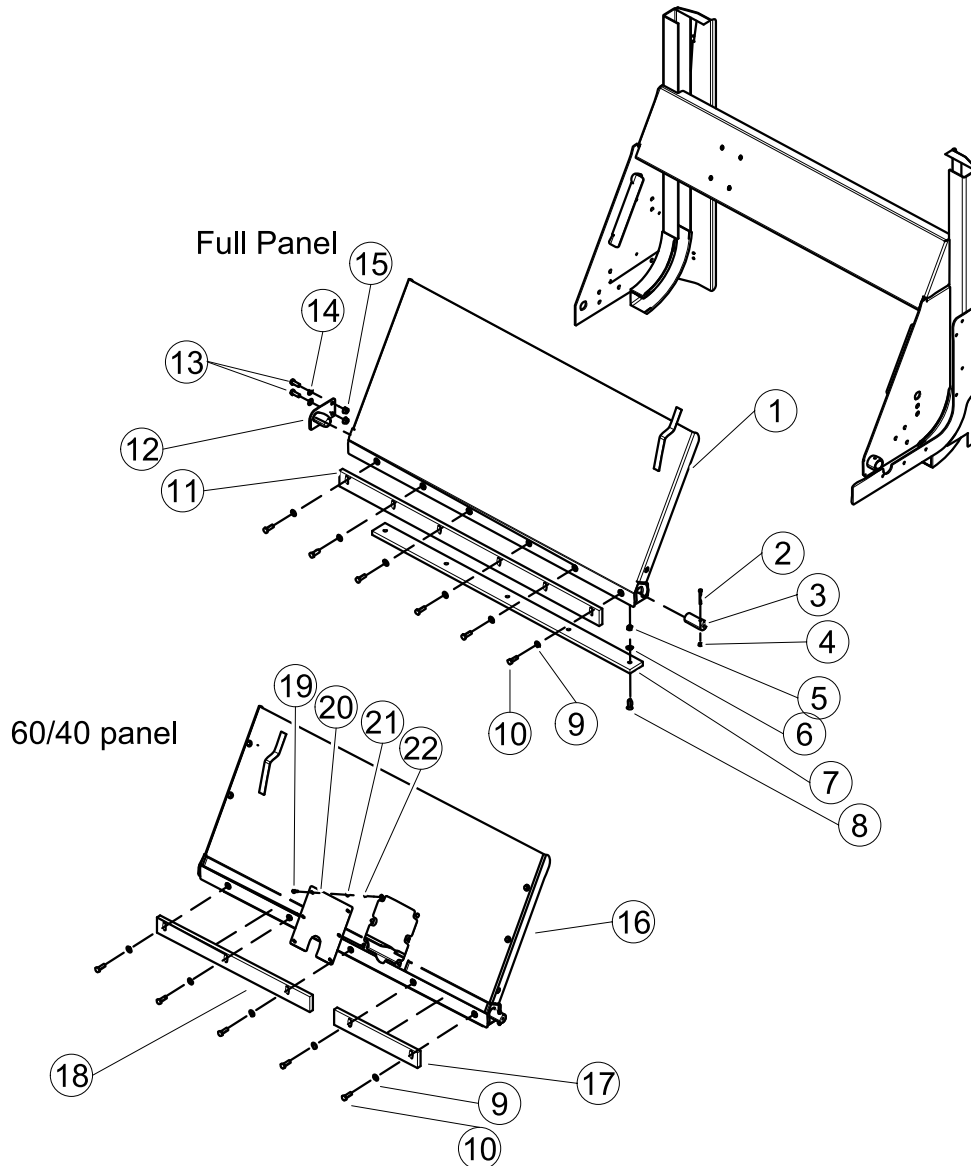
TAILGATE LATCH - Split Tailgates



TAILGATE LATCH - Split Tailgates

REF. NO.	PART NO.	DESCRIPTION	QTY.
1	QUP02750	PIN, Clevis	2
	QUP03300	PIN, Cotter	2
2	78130	LINK	2
3	69509	LINK	2
4	90209	ROD, 40% Side	1
	90204	ROD, 50% Side	2
	90207	ROD, 60% Side	1
5	69507	SUPPORT, Pivot	4
	QUG00200	ZERK, Grease	8
6	69511	WELDMENT, Latch Pin	2
7	60784	LOCK	2
8	90203	COVER, 40% Side	1
	90208	COVER, 50% Side	2
	90191	COVER, 60% Side	1
	QUB03335	BOLT	8
	QUR01275	WASHER	8
	QUR01900	WASHER	8

SECTION 1
PANELS



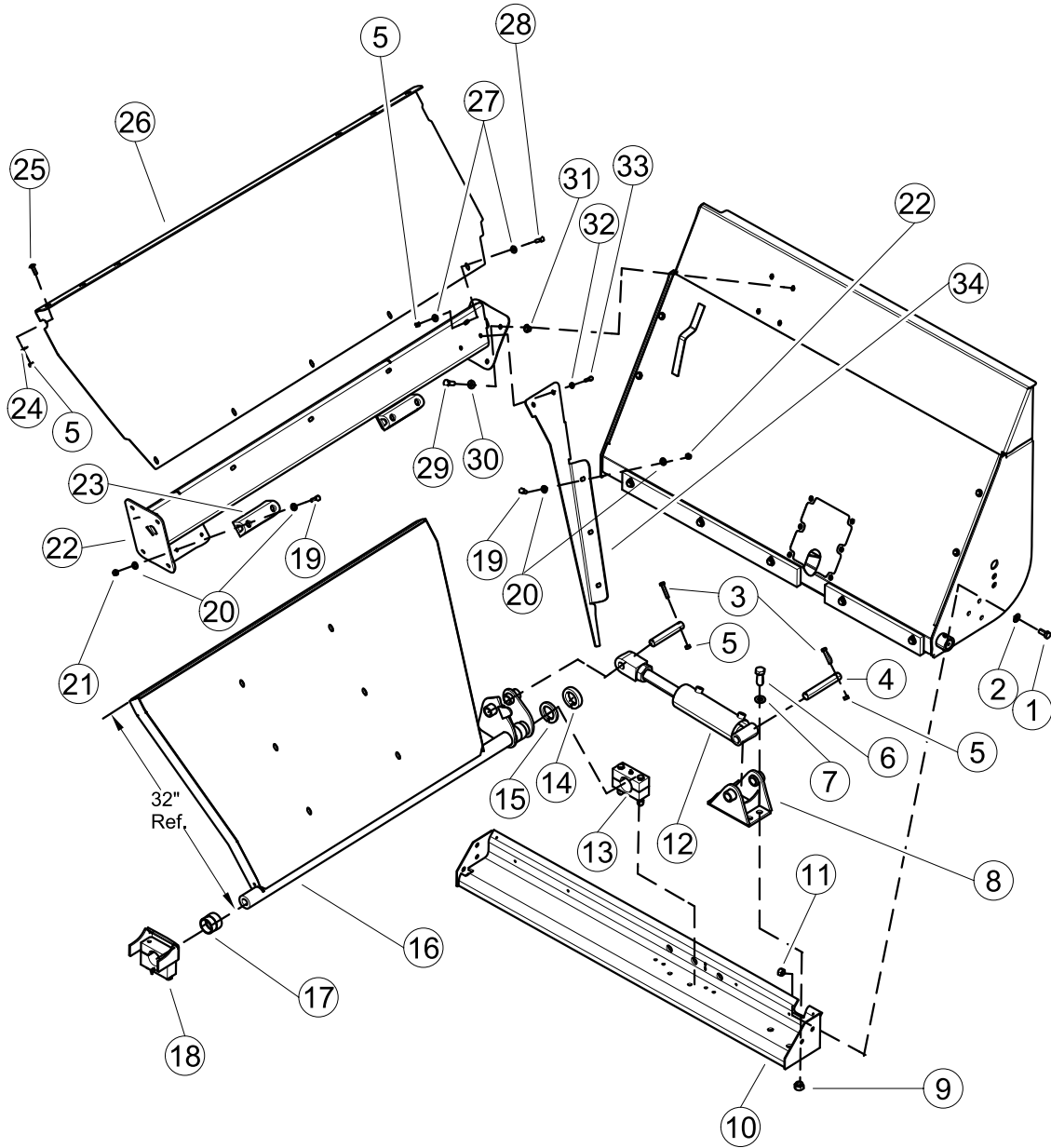
Item's 2,3,4,5,6,7,8,9,10,12,13,14 and 15 are Typical Between Panels.

SECTION 1
PANELS

REF. NO.	PART NO.	DESCRIPTION	QTY.
1	152398	PANEL - Full	1
2	QUB02400	BOLT	1
3	25802	PIN	1
4	QUE01200	NUT	1
5	QUE01500	NUT	A/R
6	QUR01905	WASHER	A/R
7	25762	WIPER, Plastic	A/R
8	QUV07000	BOLT	A/R
9	QUR02500	WASHER	A/R
10	QUB04502	BOLT	A/R
11	75108	WIPER, Plastic	1
12	17649	PIVOT	1
13	QUB04411	BOLT	2
14	QUR01910	WASHER	2
15	QUE02350	NUT	2
16	152137	PANEL - 60/40	1
17	51502	WIPER, Plastic	1
18	51503	WIPER, Plastic	1
19	QUB11870	BOLT	6
20	38509	COVER	1
21	QUR01700	WASHER	6
22	QUE01100	NUT	6

SECTION 1

CHUTE COMPONENTS - 60/40 Split

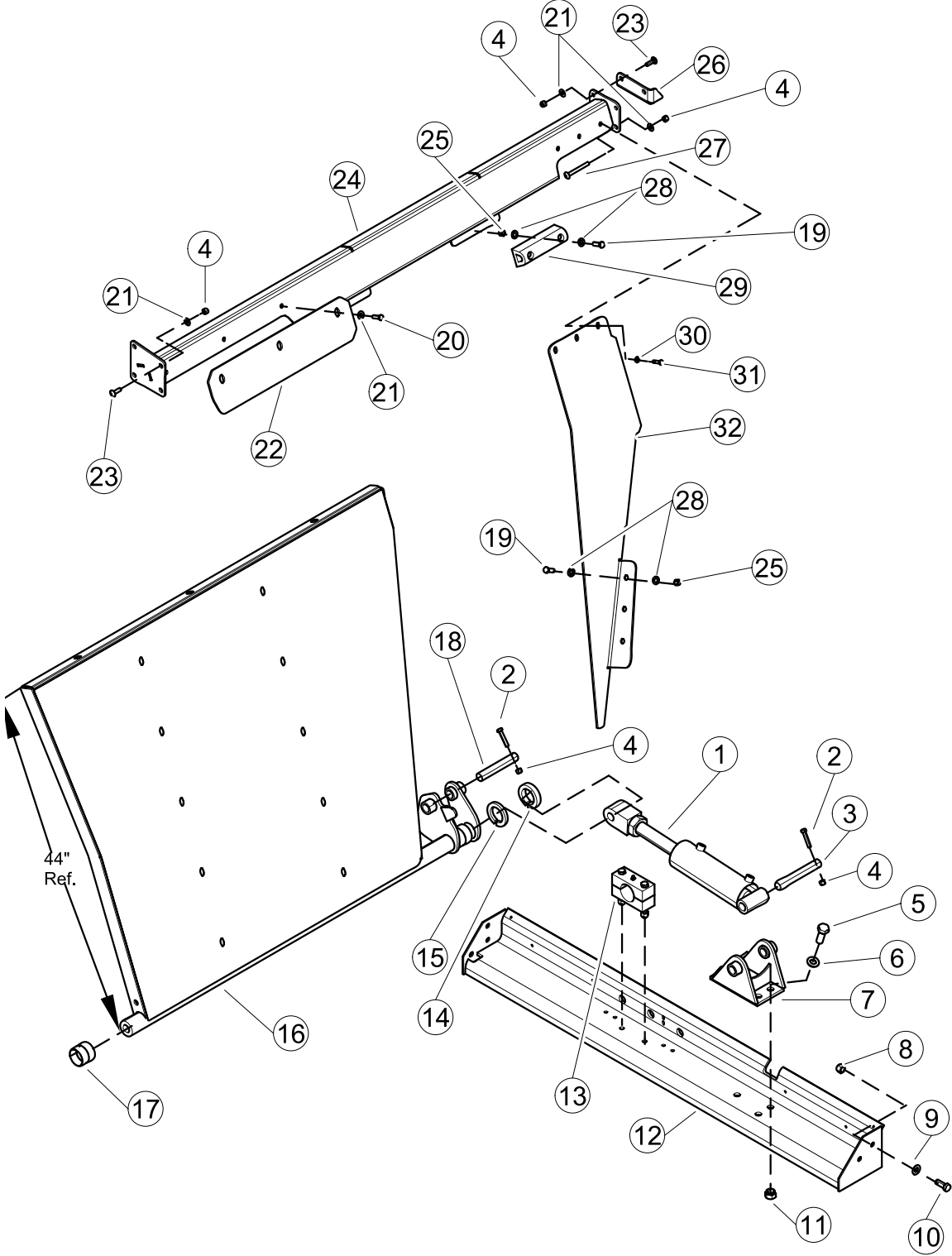


CHUTE COMPONENTS - 60/40 Split

REF. NO.	PART NO.	DESCRIPTION	QTY.
1	QUB04806	BOLT	4
2	QUR01950	WASHER	4
3	QUB03800	BOLT	2
4	46774	PIN	1
5	QUE01300	NUT	13
6	QUB06345	BOLT	3
7	QUR02880	WASHER	3
8	51595	MOUNT, Cylinder	1
9	QUE02425	NUT	3
10	46785	CHANNEL, Cylinder Mount (Includes Item #13)	1
11	QUE01555	NUT	4
12	HYC00349	CYLINDER	1
13	43033	PIVOT CLAMP, Chute	1
14	51539	SPACER - Thick	1
15	51540	SPACER - Thin	1
16	79582	ASSEMBLY, Chute (Includes Item #17)	1
17	51720	BEARING	1
18	152135	PIVOT, Chute - Forward	1
19	QUB06225	BOLT	11
20	QUR01850	WASHER	22
21	QUE01450	NUT	11
22	152128	CHANNEL, Deflector	1
23	43122	BUMPER, Rubber	4
24	QUR01588	WASHER	6
25	QUB11940	BOLT	6
26	152157	DEFLECTOR	1
27	QUR01900	WASHER	10
28	QUB03500	BOLT	10
29	QUB04450	BOLT	8
30	QUR01910	WASHER	8
31	QUE02350	NUT	8
32	QUR01800	BOLT	2
33	QUB02900	BOLT	2
34	152133	SHIELD	1

SECTION 1

CHUTE COMPONENTS - 40/60 Split

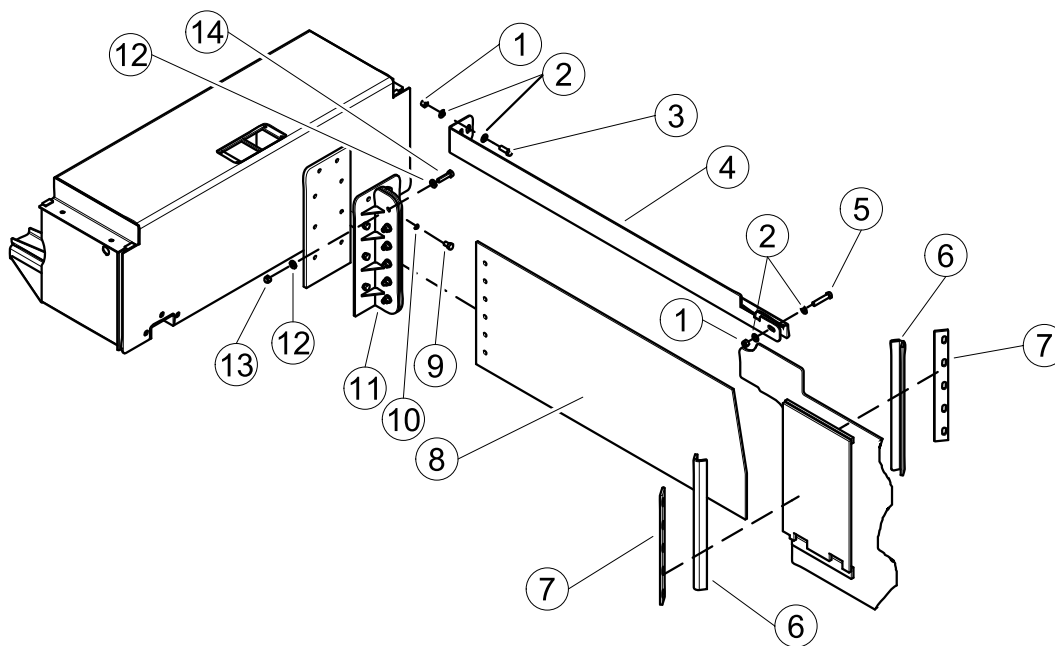


CHUTE COMPONENTS - 40/60 Split

REF. NO.	PART NO.	DESCRIPTION	QTY.
1	HYC00349	CYLINDER	1
2	QUB03800	BOLT	2
3	46774	PIN	1
4	QUE01300	NUT	10
5	QUB06345	BOLT	3
6	QUR02880	WASHER	3
7	51595	MOUNT, Cylinder	1
8	QUE01555	NUT	4
9	QUR01950	WASHER	4
10	QUB04810	BOLT	4
11	QUE02425	NUT	3
12	51689	CHANNEL, Cylinder Mount (Includes Item #13)	1
13	43033	PIVOT CLAMP, Chute	1
14	51539	SPACER - Thick	1
15	51540	SPACER - Thin	1
16	77686	ASSEMBLY, Chute (Includes Item #17)	1
17	51720	BEARING	1
18	51538	PIN	1
19	QUB06225	BOLT	11
20	QUB03500	BOLT	3
21	QUR01900	WASHER	15
22	152104	COVER	1
23	QUB11940	BOLT	6
24	152075	CHANNEL	1
25	QUE01450	NUT	11
26	152412	BRACKET	1
27	QUB11980	BOLT	2
28	QUR01850	WASHER	22
29	43122	BUMPER, Rubber	4
30	QUR01800	WASHER	3
31	QUB02900	BOLT	3
32	152103	SHIELD	1

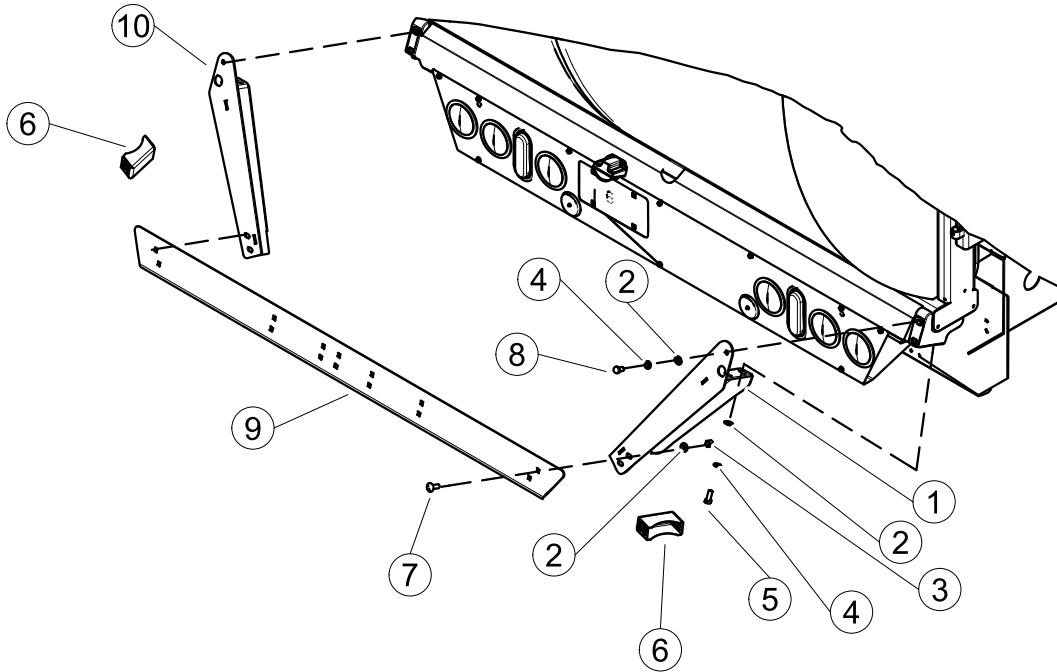
SECTION 1

PARTITION BLADE INSTALLATION



REF. NO.	PART NO.	DESCRIPTION	QTY.
1	QUE01450	NUT	3
2	QUR01850	WASHER	6
3	QUB04210	BOLT	2
4	152138	GUARD	1
5	QUB04250	BOLT	1
6	97619	ANGLE, Scraper	2
7	97621	SCRAPER	2
8	33725	BLADE	1
9	QUB05005	BOLT	8
10	QUR01400	WASHER	8
11	33726	ATTACHMENT, Blade	1
12	QUR02130	WASHER	12
13	QUE00880	NUT	6
14	QUB05325	BOLT	6

ICC BUMPER - Full Width

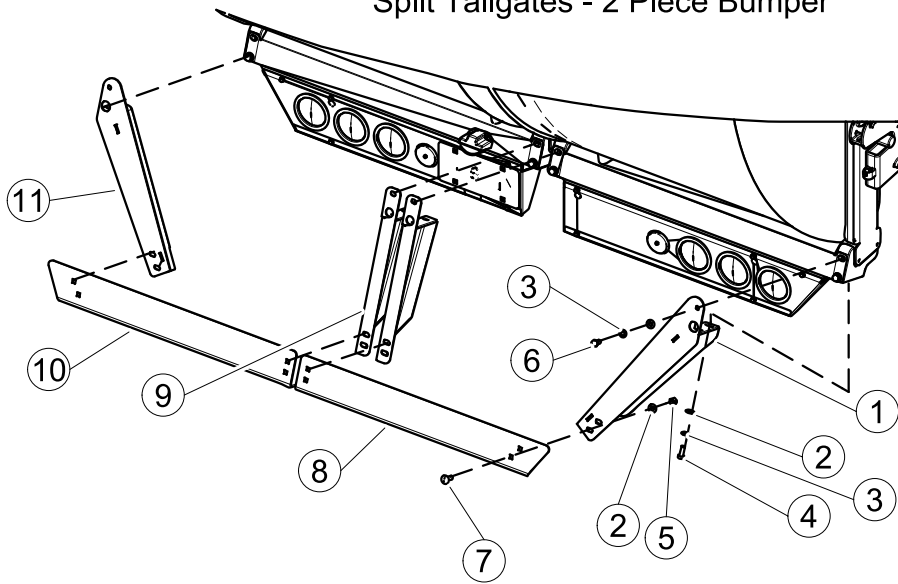


REF. NO.	PART NO.	DESCRIPTION	QTY.
1	120288	SUPPORT, Bumper - Curb Side	1
2	QUR01905	WASHER	12
3	QUE01500	NUT	4
4	QUR01300	WASHER	8
5	QUB04550	BOLT	4
6	81881	EXTENSION (6 Yard Only)	2
7	QUB01250	BOLT	4
8	QUB04400	BOLT	4
9	81880	BUMPER	1
10	120291	SUPPORT, Bumper - Curb Side	1

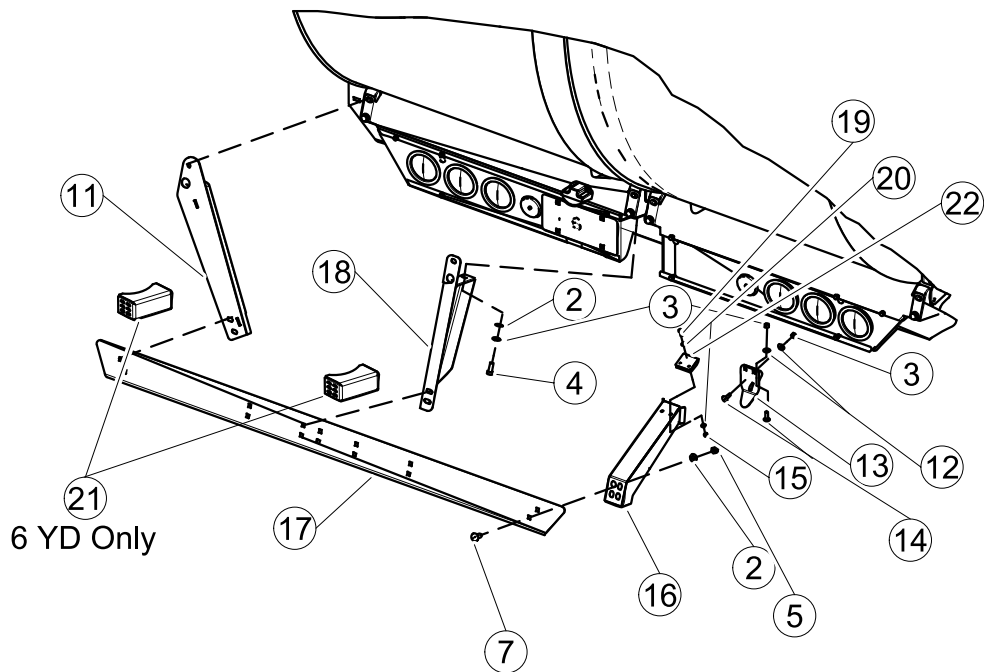
SECTION 1

ICC BUMPER - Split Bumper

Split Tailgates - 2 Piece Bumper



Split Tailgates - 1 Piece Bumper

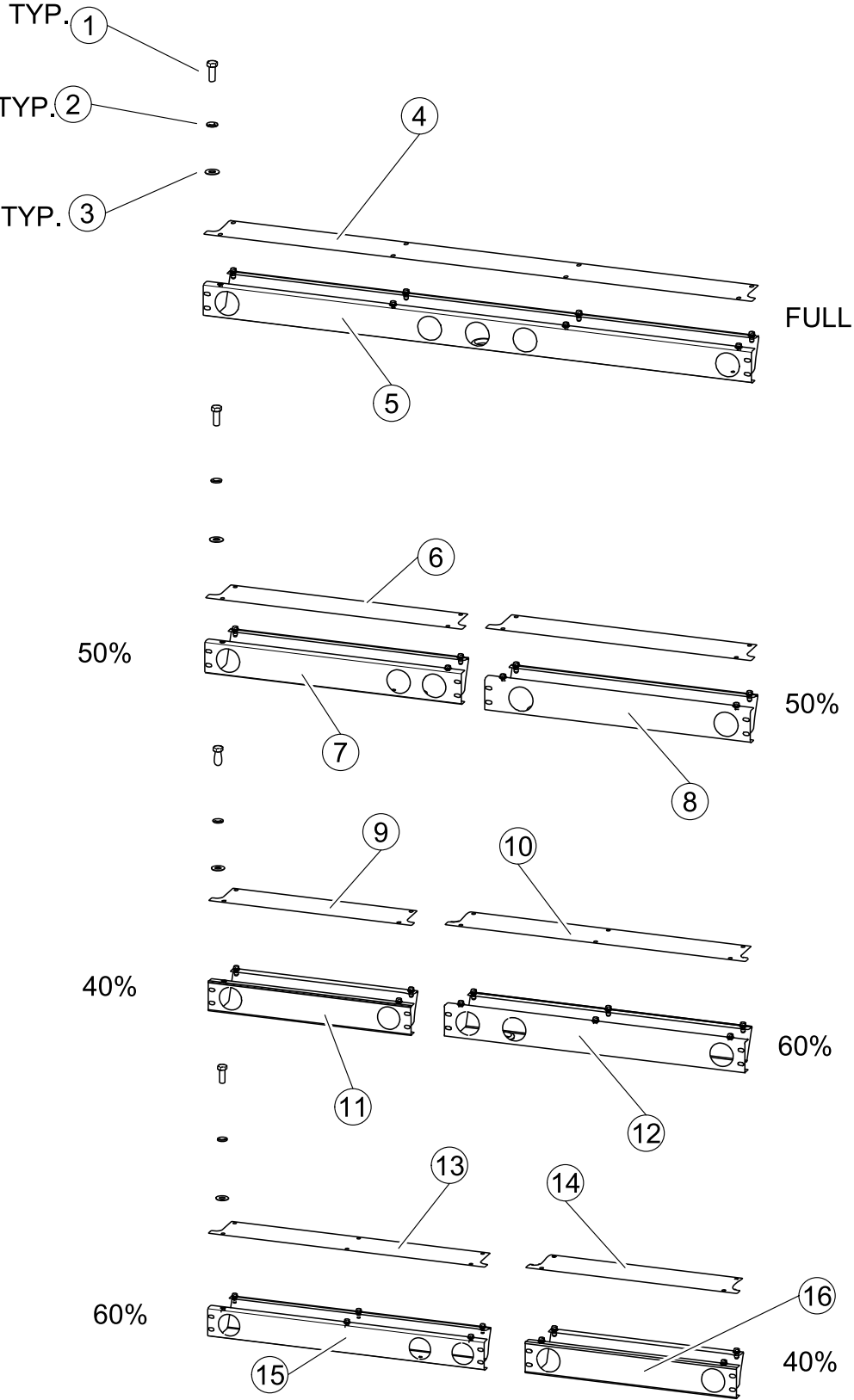


ICC BUMPER - Split Bumper

REF. NO.	PART NO.	DESCRIPTION	QTY.
1	120288	SUPPORT, Curb Side	1
2	QUR01905	WASHER, Flat	A/R
3	QUE01300	WASHER, Lock	A/R
4	QUB04550	BOLT	A/R
5	QUE01500	NUT	A/R
6	QUB04400	BOLT	A/R
7	QUB12050	BOLT, Carriage	A/R
8	82063	BUMPER, Curbside - 50/50 Split	1
	82065	BUMPER, Curbside - 40/60 Split	1
	82067	BUMPER, Curbside - 60/40 Split	1
9	82030	SUPPORT, Center	2
10	82062	BUMPER, Streetside - 50/50 Split	1
	82064	BUMPER, Streetside - 40/60 Split	1
	82066	BUMPER, Streetside - 60/40 Split	1
11	120291	SUPPORT, Street Side	1
12	QUR01901	WASHER	A/R
13	82026	BRACKET, Body	1
14	QUB11940	BOLT, Carriage	A/R
15	QUE01100	NUT	A/R
16	82031	SUPPORT	1
	82027	SUPPORT (6 Yard Only)	1
17	81880	BUMPER, Full	1
18	82030	SUPPORT, Center	1
19	QUB02100	BOLT	2
20	QUR01700	WASHER	4
21	81881	EXTENSION (6 Yard Only)	2
22	82163	GUARD, Plastic	1

SECTION 1

UPPER LIGHT PANELS - 0, 2 & 4 Yard

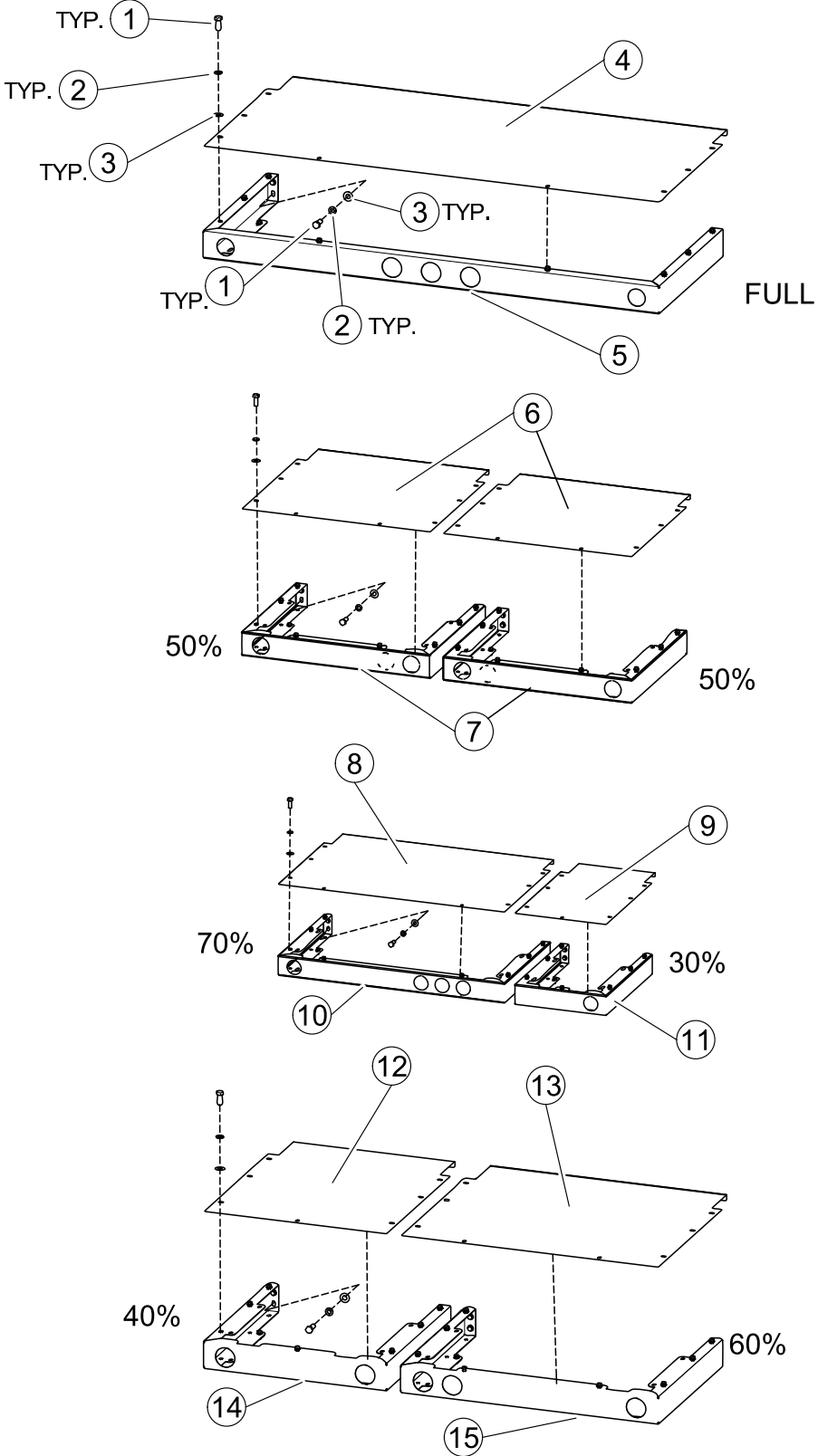


UPPER LIGHT PANELS - 0, 2 & 4 Yard

REF. NO.	PART NO.	DESCRIPTION	QTY.
1	QUB03399	BOLT	A/R
2	QUR01274	WASHER	A/R
3	QUR01586	WASHER	A/R
4	155006	COVER - Full	1
	163874	COVER - Full - Multiplex Units Only	1
5	155005	PANEL - Full	1
	163873	PANEL - Full - Multiplex Units Only	1
6	155049	COVER - 50% Street & Curb Side	2
7	155056	PANEL - 50% Street Side	1
8	155050	PANEL - 50% Curb Side	1
9	155045	COVER - 40% Street Side	1
	163877	COVER - 40% Street Side - Multiplex Units Only	1
10	155047	PANEL - 60% Curb Side	1
11	155046	PANEL - 40% Street Side	1
	163876	PANEL - 40% Street Side - Multiplex Units Only	1
12	155048	PANEL - 60% Curb Side	1
13	155047	COVER - 60% Street Side	1
	163880	COVER - 60% Street Side - Multiplex Units Only	1
14	155045	COVER - 40% Curb Side	1
15	155059	PANEL - 60% Street Side	1
	163879	PANEL - 60% Street Side - Multiplex Units Only	1
16	155060	PANEL - 40% Curb Side	1

SECTION 1

UPPER LIGHT PANELS - 6 Yard

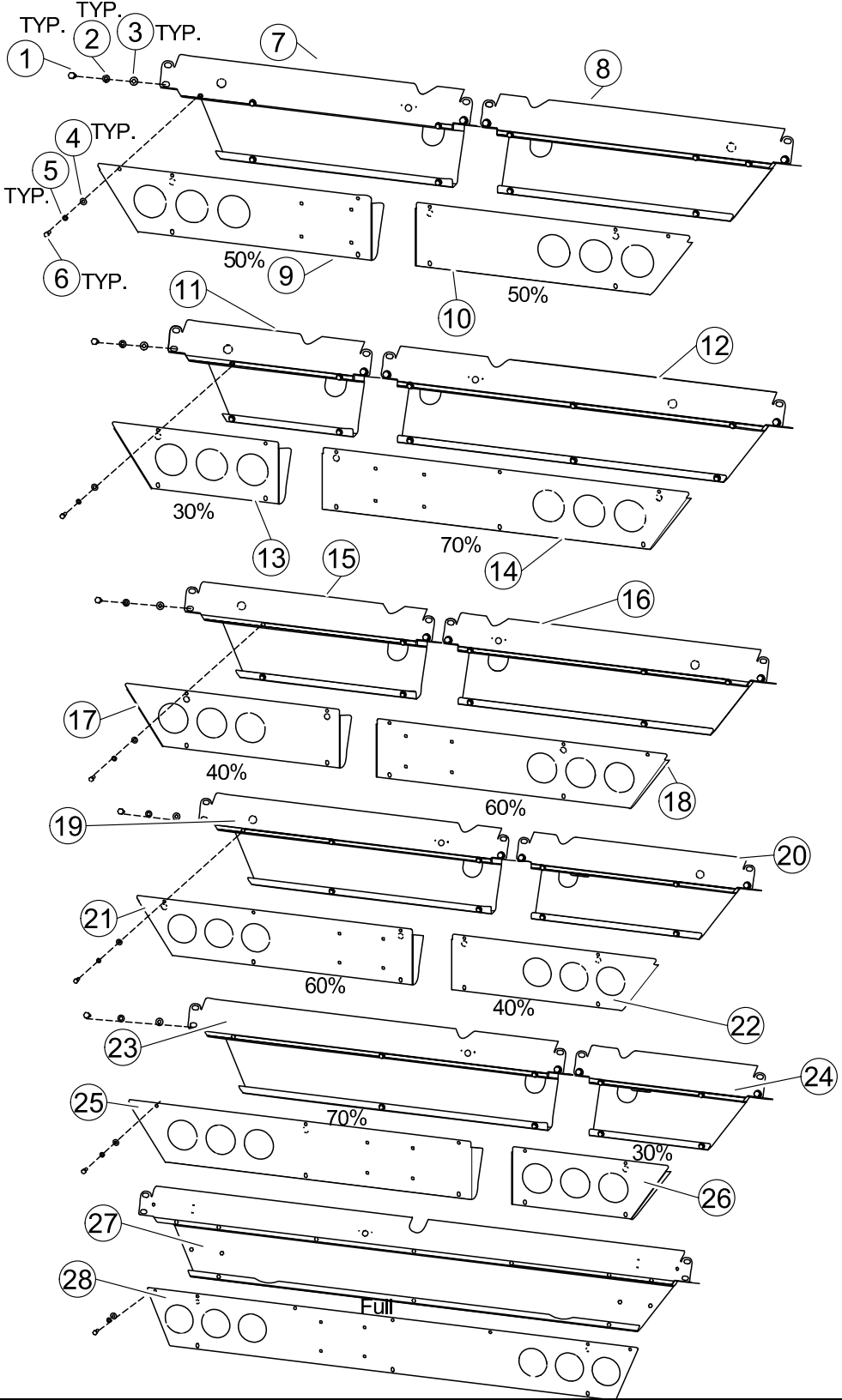


UPPER LIGHT PANELS - 6 Yard

REF. NO.	PART NO.	DESCRIPTION	QTY.
1	QUB03399	BOLT	A/R
2	QUR01274	WASHER	A/R
3	QUR01586	WASHER	A/R
4	161443	COVER - Full	1
5	161442	PANEL - Full	1
6	156715	COVER - 50%	A/R
7	156716	PANEL - 50%	A/R
8	88400	COVER - 70% Street Side	1
9	88399	COVER - 30% Curb Side	1
10	88398	PANEL - 70% Street Side	1
11	88397	PANEL - 30% Curb Side	1
12	156729	COVER - 40% Street Side	1
13	156731	COVER - 60% Curb Side	1
14	156728	PANEL - 40% Street Side	1
	163555	PANEL - 40% Street Side - With Sensor Mtg	1
15	156730	PANEL - 60% Curb Side	1
	163556	PANEL - 60% Curb Side - With Sensor Mtg	1

SECTION 1

LOWER TG LIGHT PANELS

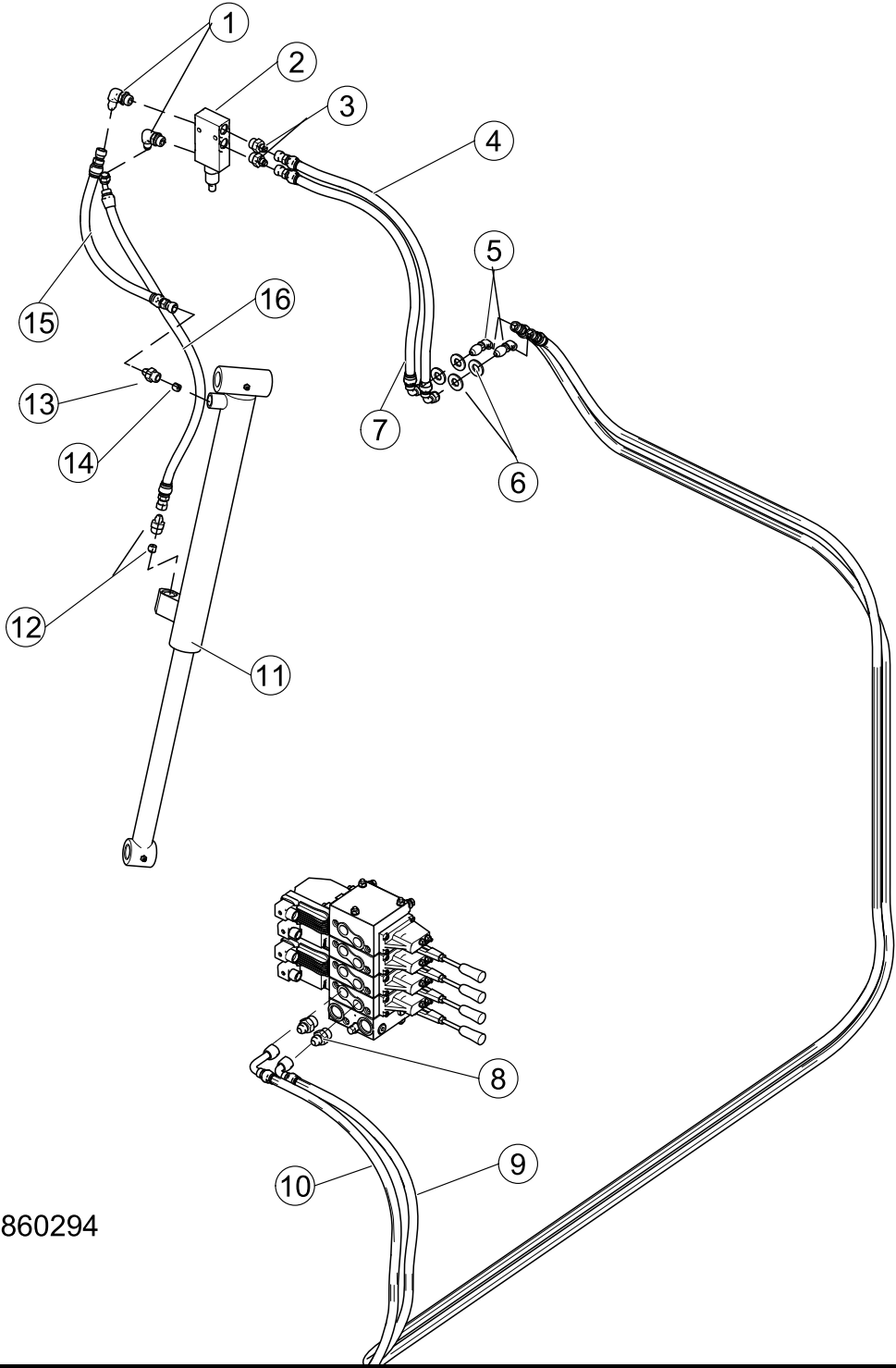


LOWER TG LIGHT PANELS

REF. NO.	PART NO.	DESCRIPTION	QTY.
1	QUB03399	BOLT	A/R
2	QUR01274	WASHER	A/R
3	QUR01586	WASHER	A/R
4	QUR01912	WASHER	A/R
5	QUR01300	WASHER	A/R
6	QUB04405	BOLT	A/R
7	155072	BRACKET - 50% Street Side	1
8	155077	BRACKET - 50% Curb Side	1
9	155083	PANEL - 50% Street Side	1
10	155101	PANEL - 50% Curb Side	1
11	155067	BRACKET - 30% Street Side	1
12	155079	BRACKET - 70% Curb Side	1
13	155068	PANEL - 30% Street Side	1
14	155105	PANEL - 70% Curb Side	1
15	155071	BRACKET - 40% Street Side	1
16	155078	BRACKET - 60% Curb Side	1
17	155082	PANEL - 40% Street Side - 3 Light	1
	155081	PANEL - 40% Street Side - 4 Light	1
18	155104	PANEL - 60% Curb Side - 3 Light	1
	155103	PANEL - 60% Curb Side - 4 Light	1
19	155073	BRACKET - 60% Street Side	1
20	155076	BRACKET - 40% Curb Side	1
21	155084	PANEL - 60% Street Side	1
22	155100	PANEL - 40% Curb Side	1
23	155074	BRACKET - 70% Street Side	1
24	155075	BRACKET - 30% Curb Side	1
25	155085	PANEL - 70% Street Side	1
26	155099	PANEL - 30% Curb Side	1
27	155010	BRACKET - 100%	1
28	155009	PANEL - 100%	1

SECTION 2

CRUSHER HYDRAULICS - Full Panel used with Helping Hand Arm Units



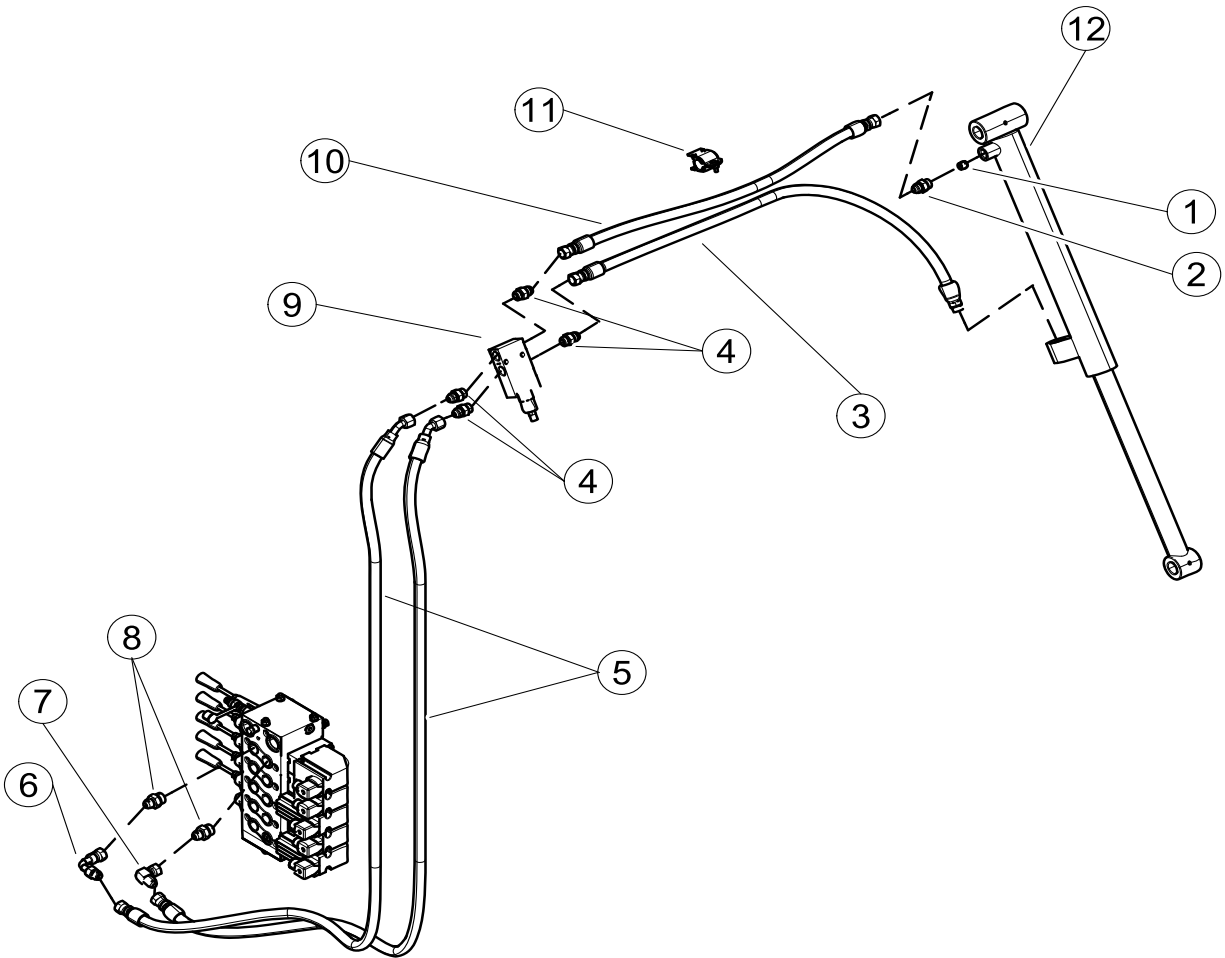
Ref. 860294

CRUSHER HYDRAULICS - Full Panel used with Helping Hand Arm Units

REF. NO.	PART NO.	DESCRIPTION	QTY.
1	HYF05128	ELBOW	2
2	HYV02670	VALVE, Holding	1
3	HYF04875	ADAPTER	2
4	175974	HOSE	1
5	HYF02780	ELBOW - 45°, Bulkhead	2
6	QUR01975	WASHER	4
7	178837	HOSE	1
8	HYF04900	ELBOW	2
9	183746	HOSE	1
10	173745	HOSE	1
11	HYC00198-02	CYLINDER	1
12	173554	ASSY., Adapter - (Includes Items 13 and 14)	2
13	173545	ADAPTER, Threaded	2
14	69979	PLUG, Orificed	2
15	175839	HOSE	1
16	175838	HOSE	1

SECTION 2

CRUSHER HYDRAULICS - Full Panel

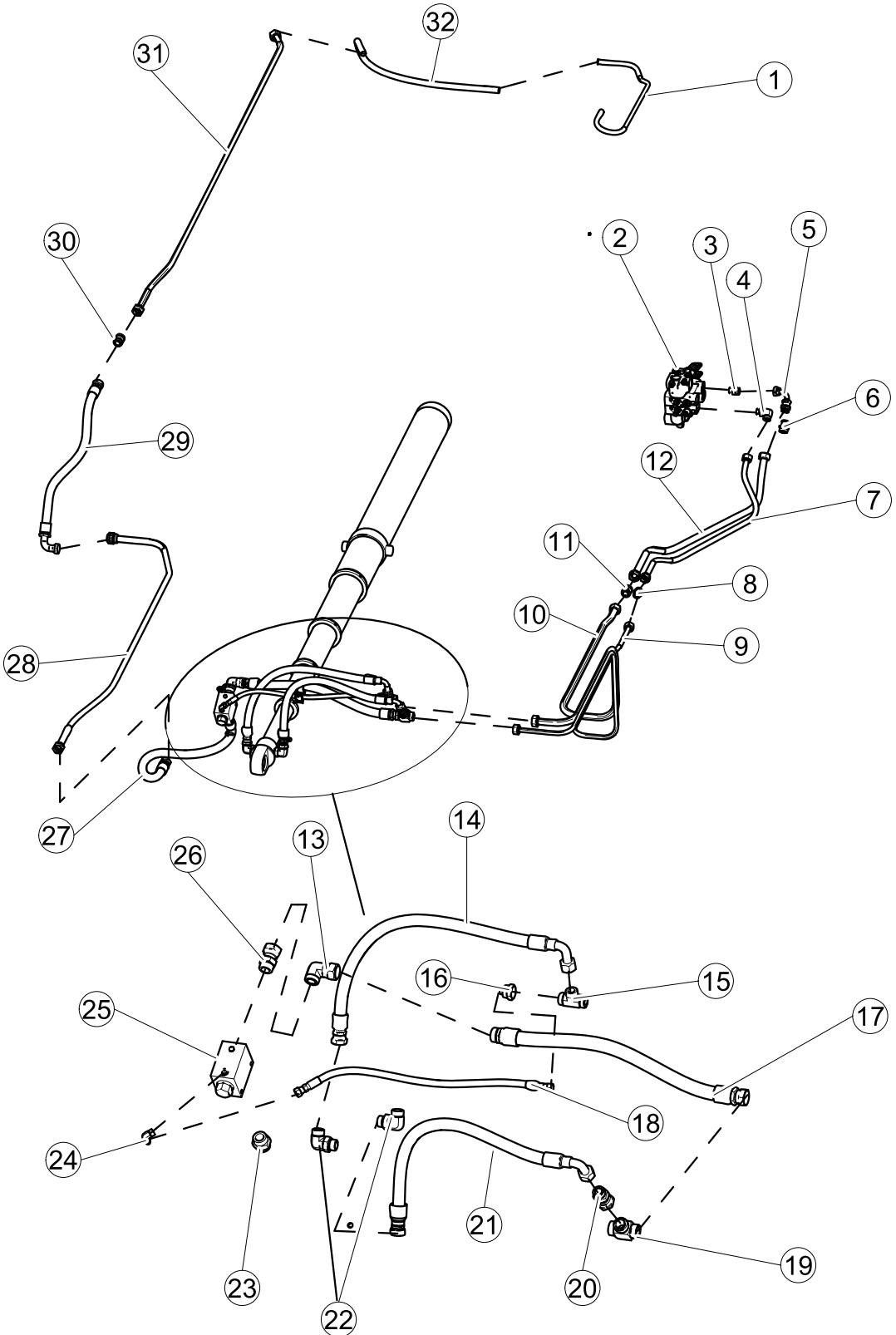


CRUSHER HYDRAULICS - Full Panel

REF. NO.	PART NO.	DESCRIPTION	QTY.
1	66979	PLUG,Orificed	1
2	69978	ADAPTER, Threaded - JIC	1
	162219	ADAPTER, Threaded - ORFS	1
3	63526	HOSE - JIC	1
	87953	HOSE - ORFS	1
4	HYF05110	ADAPTER - JIC	4
	HYF05171	ADAPTER - ORFS	4
5	155071	HOSE - JIC	2
	88434	HOSE - ORFS	2
6	HYF08050	ELBOW - Long - JIC	1
	HYF05124	ELBOW - Long - ORFS	1
7	HYF08000	ELBOW - JIC	1
	HYF07451	ELBOW - ORFS	1
8	HYF04900	ADAPTER - JIC	2
	HYF04902	ADAPTER - ORFS	1
9	HYV02670	VALVE, Holding	1
10	24204	HOSE - JIC	1
	154661	HOSE - ORFS	1
11	HYS00460	CLAMP, Hose	2
12	HYC00198-02	CYLINDER	1

SECTION 2

PACKER HYDRAULICS - FULL EJECT - Units before AU14116NIA

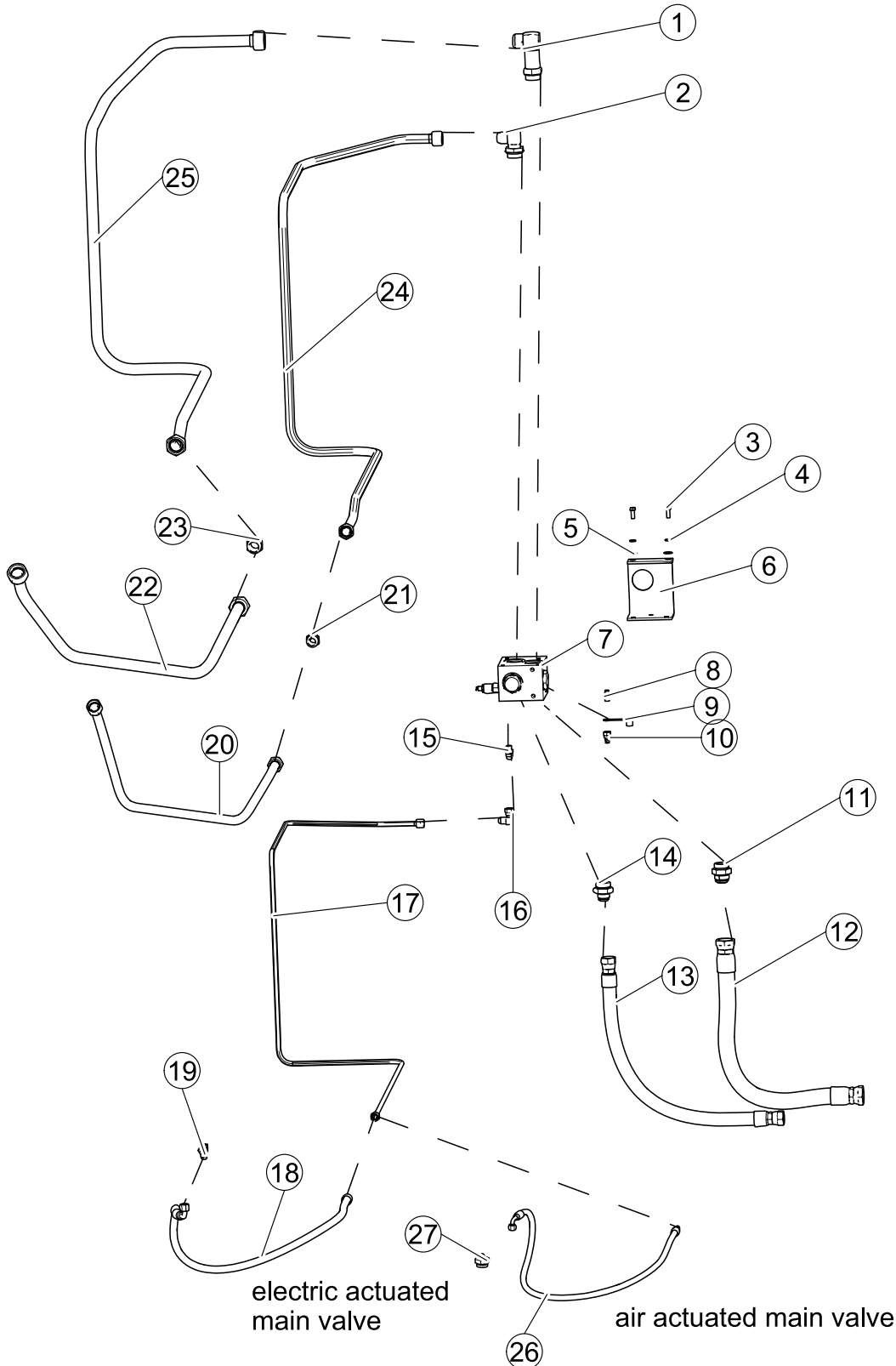


PACKER HYDRAULICS - FULL EJECT

REF. NO.	PART NO.	DESCRIPTION	QTY.
1	162186	TUBE	1
2	HYV05169	VALVE	1
3	HYF09495	ADAPTER	1
4	HYF07605	ELBOW	1
5	HYF07611	ELBOW	1
6	HYF02175	ADAPTER	1
7	162074	TUBE	1
8	HYF04990	CONNECTER	1
9	162072	TUBE	1
10	162071	TUBE	1
11	HYF05104	CONNECTER	3
12	163887	TUBE	1
13	HYF07815	ELBOW	1
14	154664	HOSE	1
15	HYF05608	TEE	1
16	HYF04992	CONNECTER	1
17	154662	HOSE	1
18	154661	HOSE	1
19	HYF06295	TEE	1
20	HYF02130	ADAPTER	1
21	154663	HOSE	1
22	HYF07605	ELBOW	2
23	HYF02146	CONNECTER	1
24	HYF05131	FITTING	1
25	HYV07512	VALVE	1
26	HYF02148	CONNECTER	1
27	154660	HOSE	1
28	162081	TUBE	1
29	154659	HOSE	1
30	HYF05104	CONNECTER	1
31	162082	TUBE	1
32	154732	HOSE	1

SECTION 2

PACKER HYDS REGEN CIRCUIT



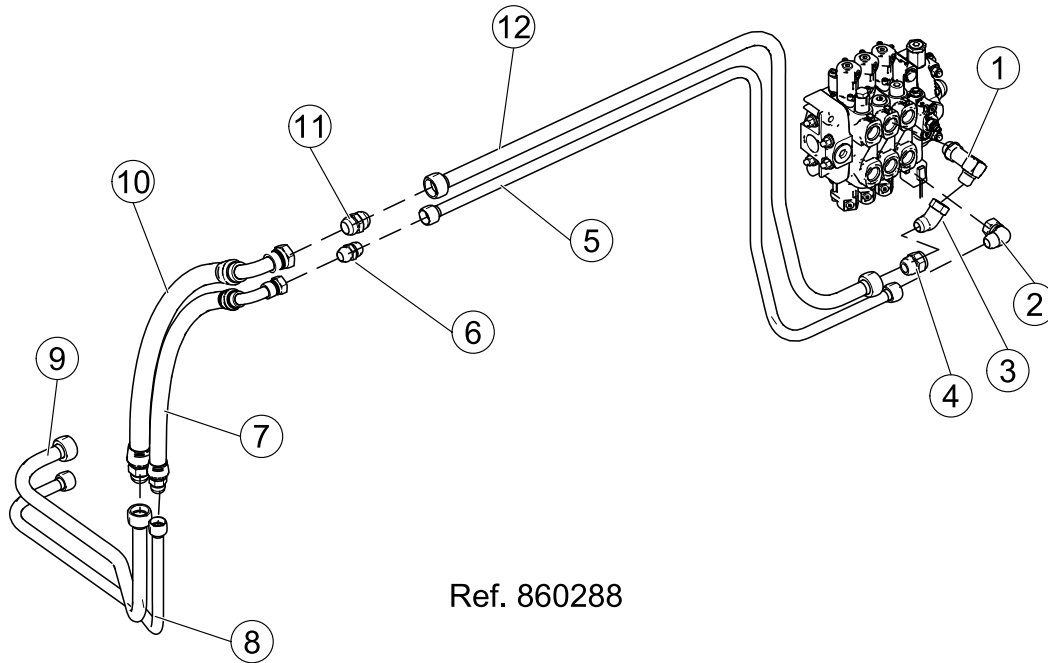
PACKER HYDS REGEN CIRCUIT

REF. NO.	PART NO.	DESCRIPTION	QTY.
1	HYF05168	ELBOW JIC	1
	HYF07801	ELBOW ORFS	1
2	HYF07700	ELBOW JIC	1
	HYF07620	ELBOW ORFS	1
3	QUB03399	BOLT	2
4	QUR01274	NUT	2
5	QUR01901	WASHER	4
6	97573	PLATE	1
7	HYV08210	VALVE	1
8	HYF04686	CAP	1
9	HYF10050	CAP	1
10	HYF10200	CAP	1
11	HYF05100	FITTING JIC	1
	HYF02146	FITTING ORFS	1
12	161708	HOSE JIC	1
	87976	HOSE ORFS	1
13	103102	HOSE JIC	1
	161671	HOSE ORFS	1
14	HYF08555	FITTING JIC	1
	HYF09496	FITTING ORFS	1
15	HYF04920	FITTING JIC	1
	HYF10200	FITTING ORFS	1
16	HYF08000	ELBOW JIC	1
	HYF05131	ELBOW ORFS	1
17	155383	TUBE JIC	1
	161676	TUBE ORFS	1
18	161669	HOSE	1
19	HYF05825	FITTING JIC ELEC	1
	HYF06110	FITTING ORFS ELEC	1
	69846	FITTING JIC AIR	1
	HYF05090	FITTING ORFS AIR	1
20	155390	TUBE JIC ELEC	1
	161678	TUBE ORFS ELEC	1
	155382	TUBE JIC AIR	1
	161665	TUBE ORFS AIR	1
21	HYF05400	JIC	1
	HYF04990	ORFS	1
CONTINUED ON NEXT PAGE			

SECTION 2**PACKER HYDS REGEN CIRCUIT**

REF. NO.	PART NO.	DESCRIPTION	QTY.
22	155389	TUBE JIC ELEC	1
	161677	TUBE ORFS ELEC	1
	155381	TUBE JIC AIR	1
	161664	TUBE ORFS AIR	1
23	HYF05610	JIC	1
	HYF05104	ORFS	1
24	155380	JIC	1
	161673	ORFS	1
25	155379	JIC	1
	161672	ORFS	1

PACKER HYDS - Valve to tee, used on units with Helping Hand Arm

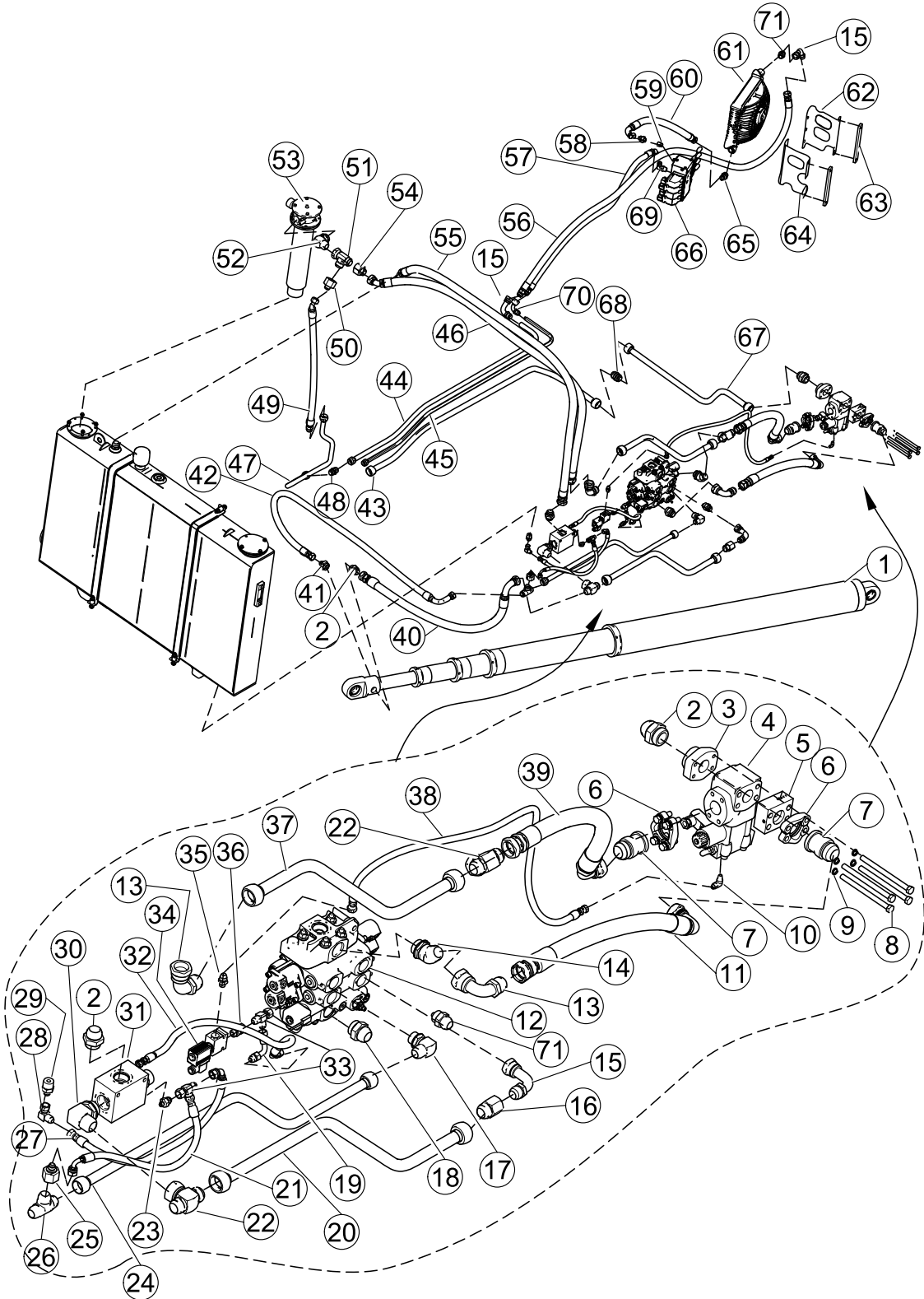


Ref. 860288

REF. NO.	PART NO.	DESCRIPTION	QTY.
1	HYF05165	ELBOW - Long	1
2	HYF08200	ELBOW, 90° - Swivel Nut	1
3	HYF07850	ELBOW, 45° - Swivel Nut	1
4	HYF09650	ADAPTER	1
5	183686	TUBE	1
6	HYF05400	CONNECTOR	1
7	173743	HOSE	1
8	183688	TUBE	1
9	183687	TUBE	1
10	183742	HOSE	1
11	HYF05610	CONNECTOR	1
12	183685	TUBE	1

SECTION 2

PACKER HYD'S. - Full Eject - S/N AU14116NIA & Above



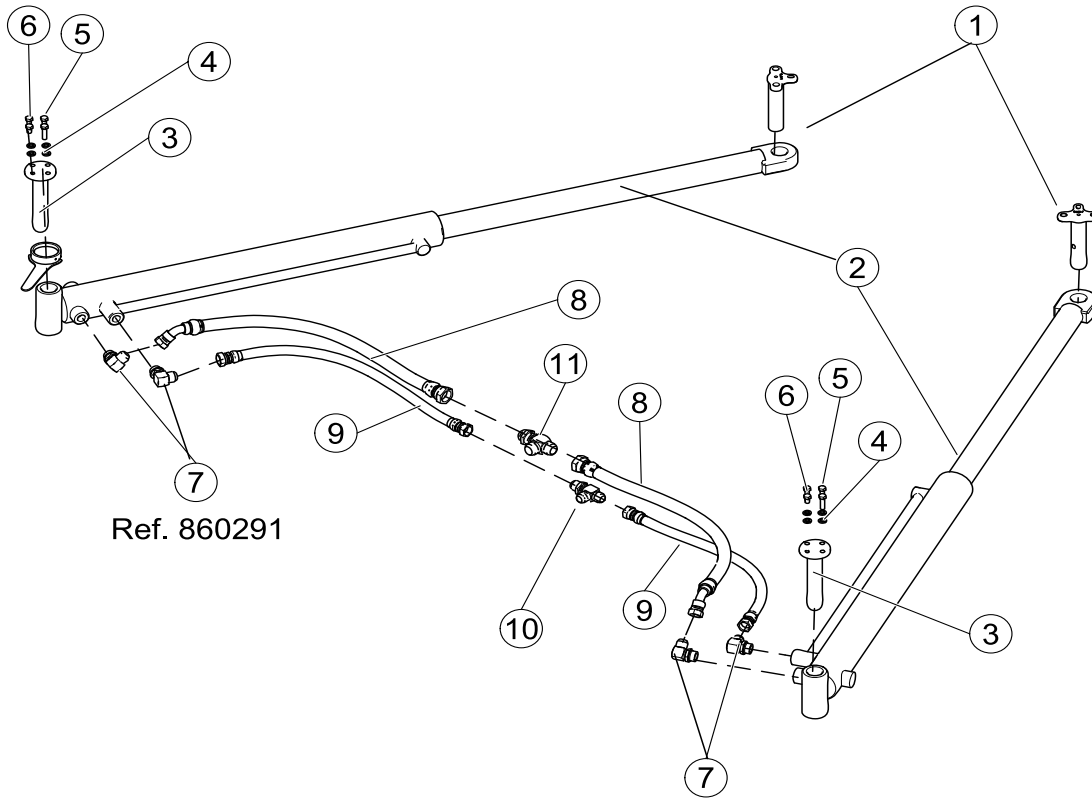
PACKER HYD'S. - Full Eject - S/N AU14116NIA & Above

REF. NO.	PART NO.	DESCRIPTION	QTY.
1	HYC01331	CYLINDER	1
2	HYF05100	ADAPTER	2
3	HYS02650	ADAPTER, Flange	1
4	HYP01579	VALVE, Dump	1
5	HYP01430	FLANGE, Restrictor - 45 GPM	1
6	HYF00095	ADAPTER, Flange	1
7	HYF25210	CONNECTOR, Flange	2
8	QUB01280	BOLTS	4
9	QUR01280	WASHERS	4
10	HYF03700	ELBOW	1
11	173621	HOSE	1
12	HYV05206	VALVE, Main	1
13	HYF08207	ELBOW	2
14	HYF07100	ELBOW	1
15	HYF08201	ELBOW	3
16	HYF09650	ADAPTER	1
17	HYF07600	ELBOW	1
18	HYF05001	ADAPTER	1
19	HYF08050	ELBOW	1
20	179931	TUBE	1
21	177811	HOSE	1
22	HYF05820	TEE	2
23	HYF04850	ADAPTER	1
24	179863	TUBE	1
25	HYF10020	ADAPTER	1
26	HYF05575	TEE	1
27	177812	HOSE	1
28	HYF08000	ELBOW	1
29	HYF01900	ADAPTER	1
30	HYF07800	ELBOW	1
31	HYV07516	VALVE, Dump	1
32	177813	HOSE	1
33	HYF05825	TEE	2
34	HYV00866	VALVE, Solenoid	1
35	HYF04920	ADAPTER	1
36	BCH14100	CONNECTOR	1
37	173618	TUBE	1
38	158691	HOSE	1
39	173620	HOSE	1
		CONTINUED NEXT PAGE	

SECTION 2**PACKER HYD'S. - Full Eject - AU14116NIA & Above**

REF. NO.	PART NO.	DESCRIPTION	QTY.
40	173617	HOSE	1
41	HYF08555	ADAPTER	1
42	173616	HOSE	1
43	179883	TUBE	1
44	179933	TUBE	1
45	179932	TUBE	1
46	173619	HOSE	1
47	179934	TUBE	1
48	HYF05400	CONNECTOR	1
49	179937	HOSE	1
50	HYF02164	ADAPTER	1
51	HYF28070	TEE	1
52	HYF07830	ELBOW	1
53	HYF20014	ASSEMBLY, Filter	1
54	HYF02165	ADAPTER	1
55	173615	HOSE	1
56	177814	HOSE	1
57	177815	HOSE	1
58	HYF05113	ADAPTER	1
59	HYF04902	CONNECTOR	1
60	177816	HOSE	1
61	0039-075	OIL COOLER	1
62	179880	BRACKET	1
63	93590	SPACER	2
64	179840	BRACKET	1
65	HYF07095	CONNECTOR	1
66	HYV04406	VALVE, Arm	1
67	179861	TUBE	1
68	HYF05610	CONNECTOR	1
69	HYF05135	ELBOW	1
70	HYF08110	ELBOW	1
71	HYF05000	ADAPTER	2

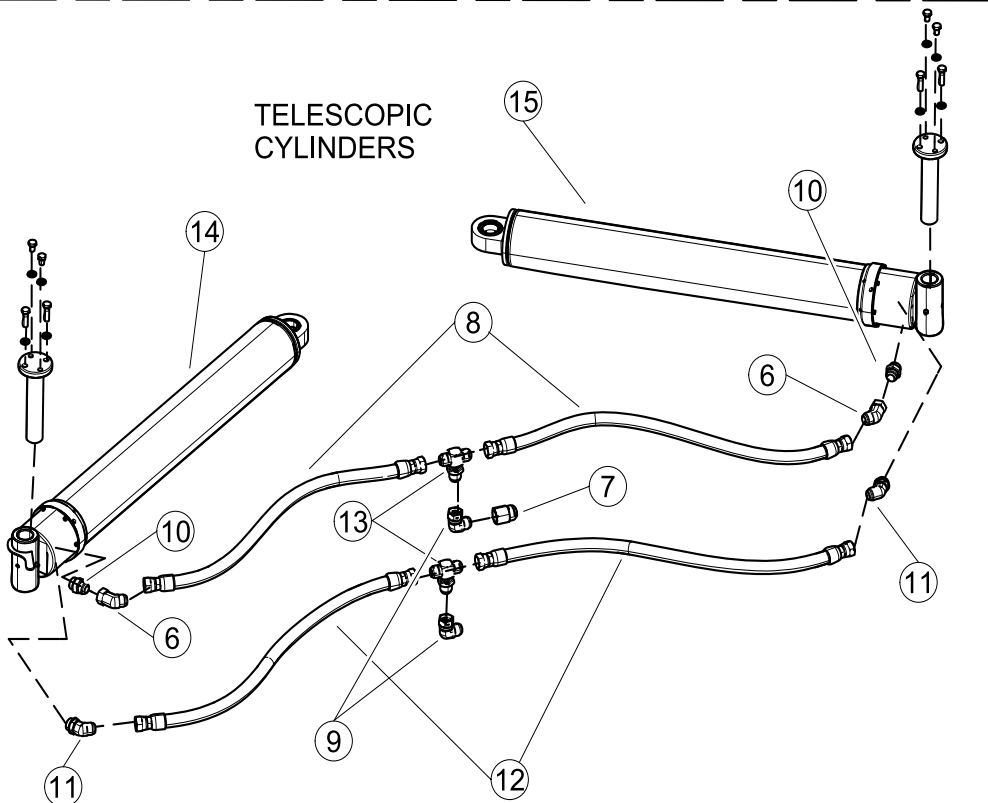
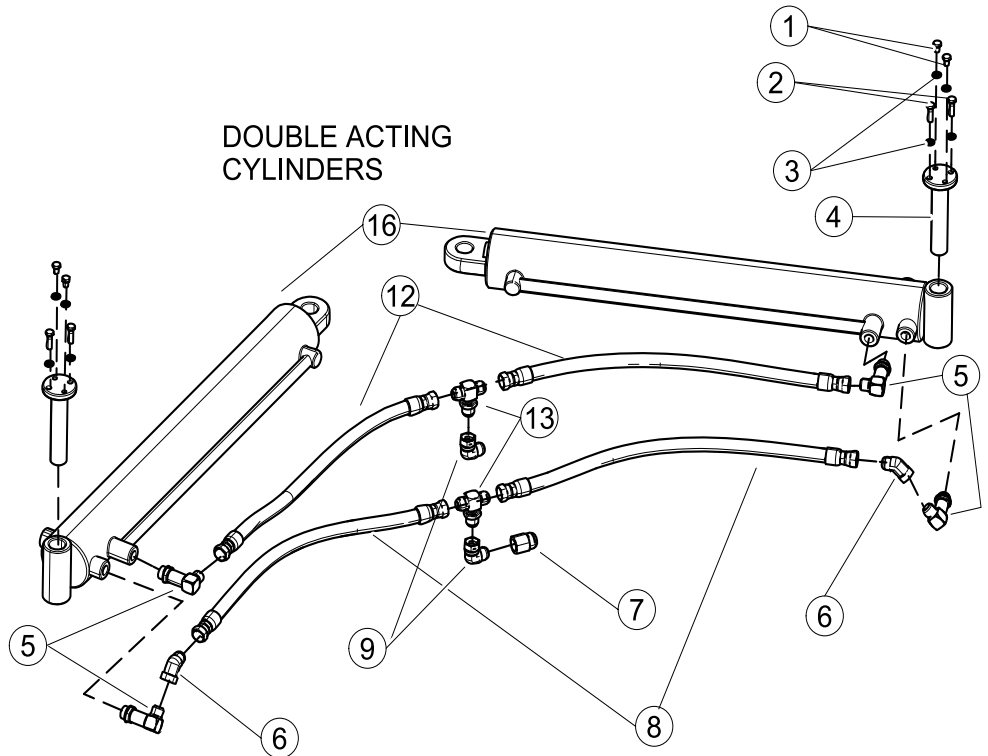
PACKER HYDRAULICS - Automizer with Helping Hand arm



REF. NO.	PART NO.	DESCRIPTION	QTY.
1	60754	PIN	2
2	HYC00507	CYLINDER	2
3	60770	PIN	2
4	QUR01300	WASHER	8
5	QUB04601	BOLT	4
6	QUB04385	BOLT	4
7	HYF07600	ELBOW	4
8	183735	HOSE	2
9	183734	HOSE	2
10	HYF05800	TEE, Bulkhead	1
11	hyf05810	TEE, Bulkhaed	1

SECTION 2

PACKER HYDRAULICS - JIC

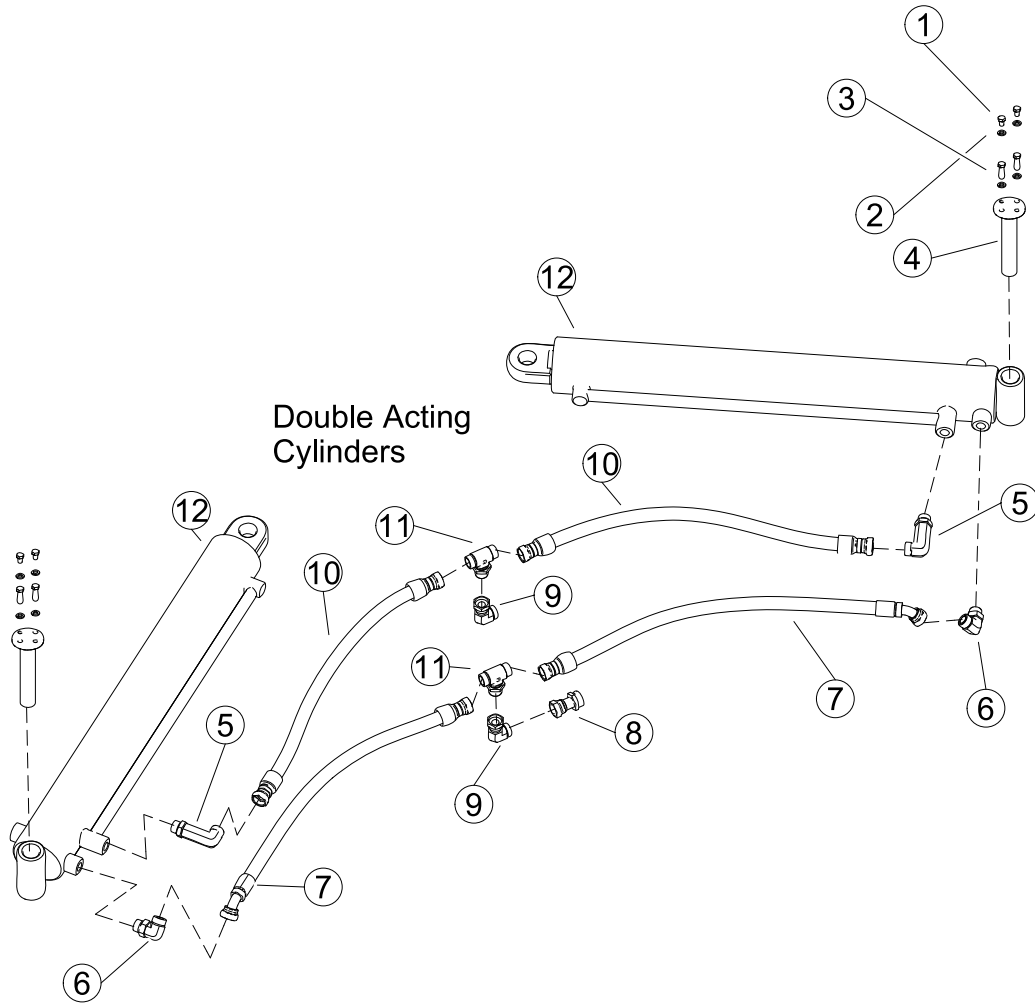


PACKER HYDRAULICS - JIC

REF. NO.	PART NO.	DESCRIPTION	QTY.
1	QUB04380	BOLT	4
2	QUB04600	BOLT	4
3	QUR01300	WASHER	8
4	60770	PIN	2
5	HYF05165	ELBOW	4
6	HYF07850	ELBOW - 45°	2
7	HYF09650	ADAPTER	1
8	25844	HOSE	2
9	HYF08200	ELBOW	2
10	HYF05000	ADAPTER	2
11	HYF07095	ELBOW - 45°	2
12	37343	HOSE	2
13	HYF05600	TEE	2
14	HYC01320	CYLINDER - Cylinder with Switch Actuator	1
15	HYC01321	CYLINDER - Telescopic	1
16	HYC00507-01	CYLINDER - Double Acting - Chrome Finish	2
	HYC00516	CYLINDER - Double Acting (Metal Rod and Scraper Seal & Nitrite Coated)	2

SECTION 2

PACKER HYDRAULICS - ORFS

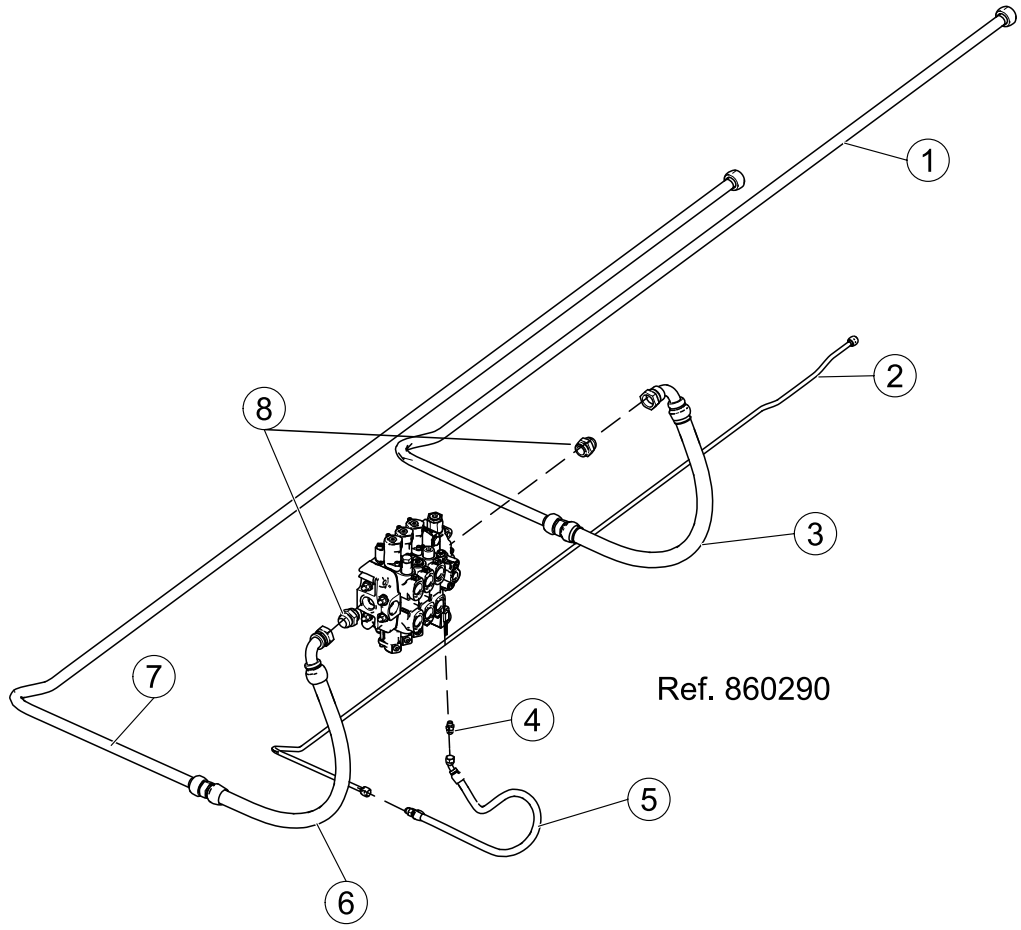


PACKER HYDRAULICS - ORFS

REF. NO.	PART NO.	DESCRIPTION	QTY.
1	QUB04380	BOLT	4
2	QUR01300	WASHER	8
3	QUB04600	BOLT	4
4	60770	PIN	2
5	HYF05164	ELBOW	2
6	HYF07605	ELBOW	2
7	161652	HOSE	2
8	HYF02175	CONNECTOR	1
9	HYF07610	ELBOW	2
10	161653	HOSE	2
11	HYF05603	TEE	2
12	HYC00507-01	CYLINDER - Double Acting - Chrome Finish	2
	HYC00516	CYLINDER - Double Acting - (Metal Rod Scraper & Nitrite Coated)	2

SECTION 2

PRESS./RTN. MAIN VALVE TO REAR - Automizer with Helping HAnd

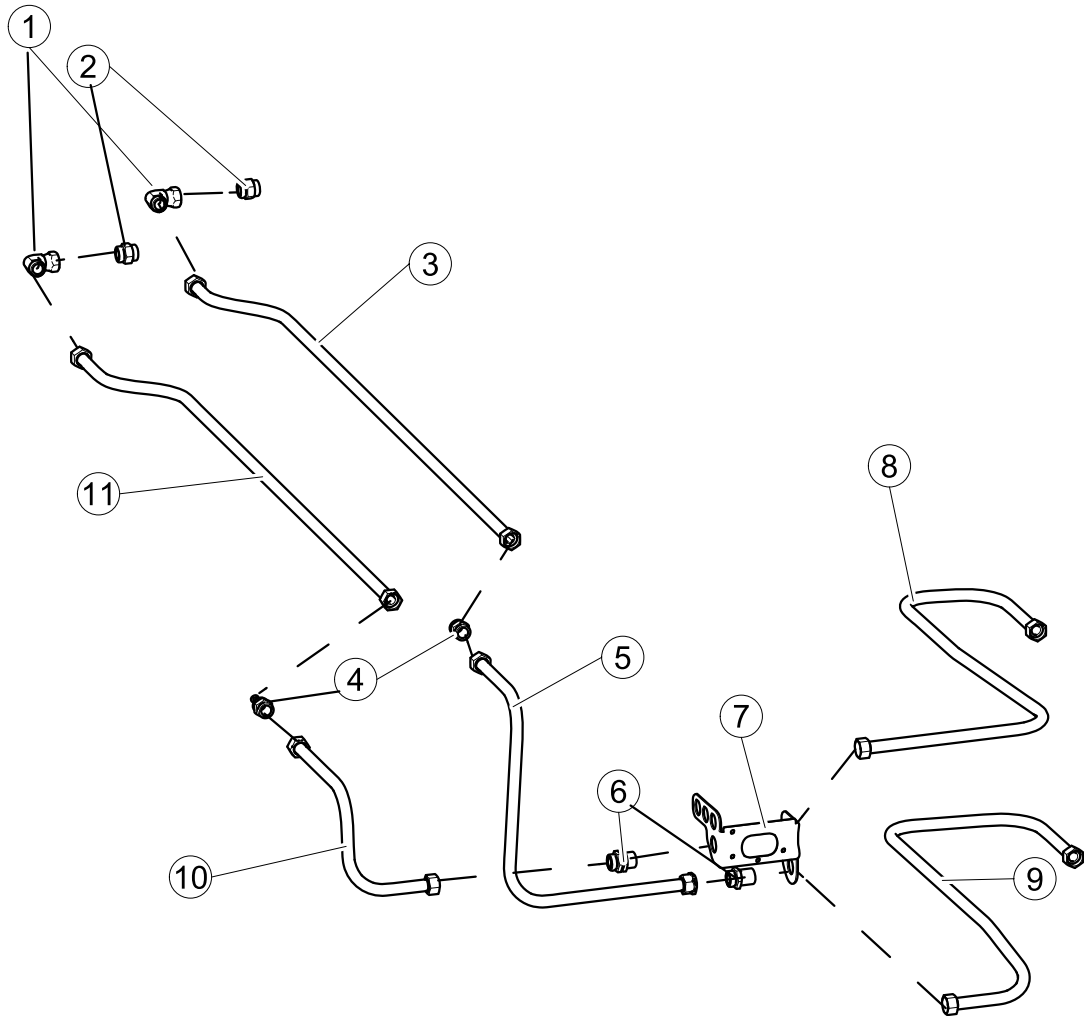


PRESS./RTN MAIN VALVE TO REAR - Automizer with Helping HAnd arm

REF. NO.	PART NO.	DESCRIPTION	QTY.
1	183679	TUBE	1
2	183680	TUBE	1
3	183732	HOSE	1
4	HYF04920	CONNECTOR	1
5	183733	HOSE	1
6	183731	HOSE	1
7	183678	TUBE	1
8	HYF05100	CONECTOR	2

SECTION 2

PRESS./RTN. MAIN VALVE HYDS- AIR ACTUATED VALVE TO REAR BODY



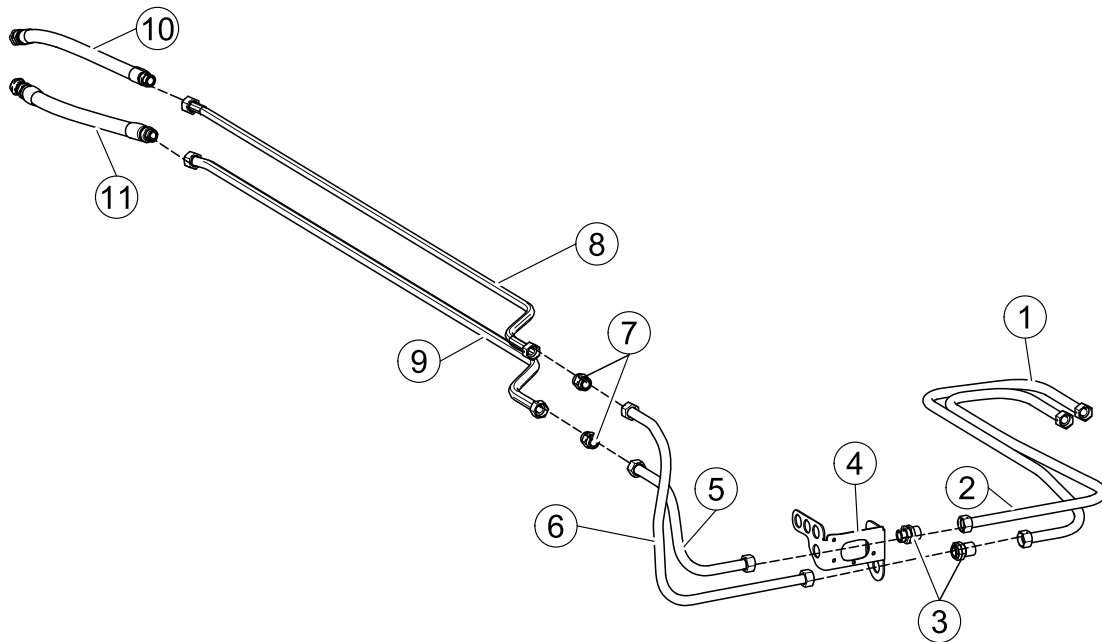
PRESS./RTN. MAIN VALVE HYDS- AIR ACTUATED VALVE TO REAR BODY

REF. NO.	PART NO.	DESCRIPTION	QTY.
1	HYF07815	ELBOW - ORFS	2
	HYF08205	ELBOW - JIC	2
2	HYF02146	ADAPTOR - ORFS	2
	HYF05100	ADAPTOR - JIC	2
3	166292	TUBE - 15 & 20 YD - ORFS	1
	152393	TUBE - 15 & 20 YD - JIC	1
	166004	TUBE - 27 YD - ORFS	1
	152117	TUBE - 27 YD - JIC	1
	166365	TUBE - 31 YD - ORFS	1
	152087	TUBE - 31 YD - JIC	1
	4	HYF05104	CONNECTOR-ORFS
HYF05610		CONNECTOR - JIC	2
5	161700	TUBE - 15 & 20 YD - ORFS	1
	152294	TUBE - 15 & 20 YD - JIC	1
	161707	TUBE - 27 YD - ORFS	1
	152292	TUBE - 27 YD - JIC	1
	163666	TUBE - 31 YD - ORFS	1
	153296	TUBE - 31 YD - JIC	1
6	HYF05103	CONNECTOR - ORFS	2
	HYF06750	CONNECTOR - JIC	2
7	81282	BRACKET	1
8	162120	TUBE -15, 20 & 27 YD - ORFS	1
	163667	TUBE - 31 YD - ORFS	1
	155396	TUBE - 15,20 & 27 YD - JIC	1
	160512	TUBE - 31 - JIC	1
9	162121	TUBE - 15 & 20 YD - ORFS	1
	155397	TUBE - 15, 20 & 27 YD -JIC	1
	162121	TUBE - 27 YD - ORFS	1
	166254	TUBE - 31 YD - ORFS	1
	160513	TUBE - 31 YD - JIC	1
10	161699	TUBE - 15 & 20 YD - ORFS	1
	152492	TUBE - 15 & 20 YD - JIC	1
	161706	TUBE - 27 YD - ORFS	1
	152491	TUBE - 27 YD - JIC	1
	163665	TUBE - 31 YD - ORFS	1
	155296	TUBE - 31 YD - JIC	1
11	161697	TUBE - 15 & 20 YD - ORFS	1
	152487	TUBE - 15 & 20 YD - JIC	1
	161703	TUBE - 27 YD - ORFS	1
	152489	TUBE - 27 YD - JIC	1
	163663	TUBE - 31 YD - ORFS	1
	153294	TUBE - 31 YD - JIC	1

SECTION 2

PRESS./RTN. MAIN VALVE HYDS- AIR ACTUATED VALVE TO REAR BODY

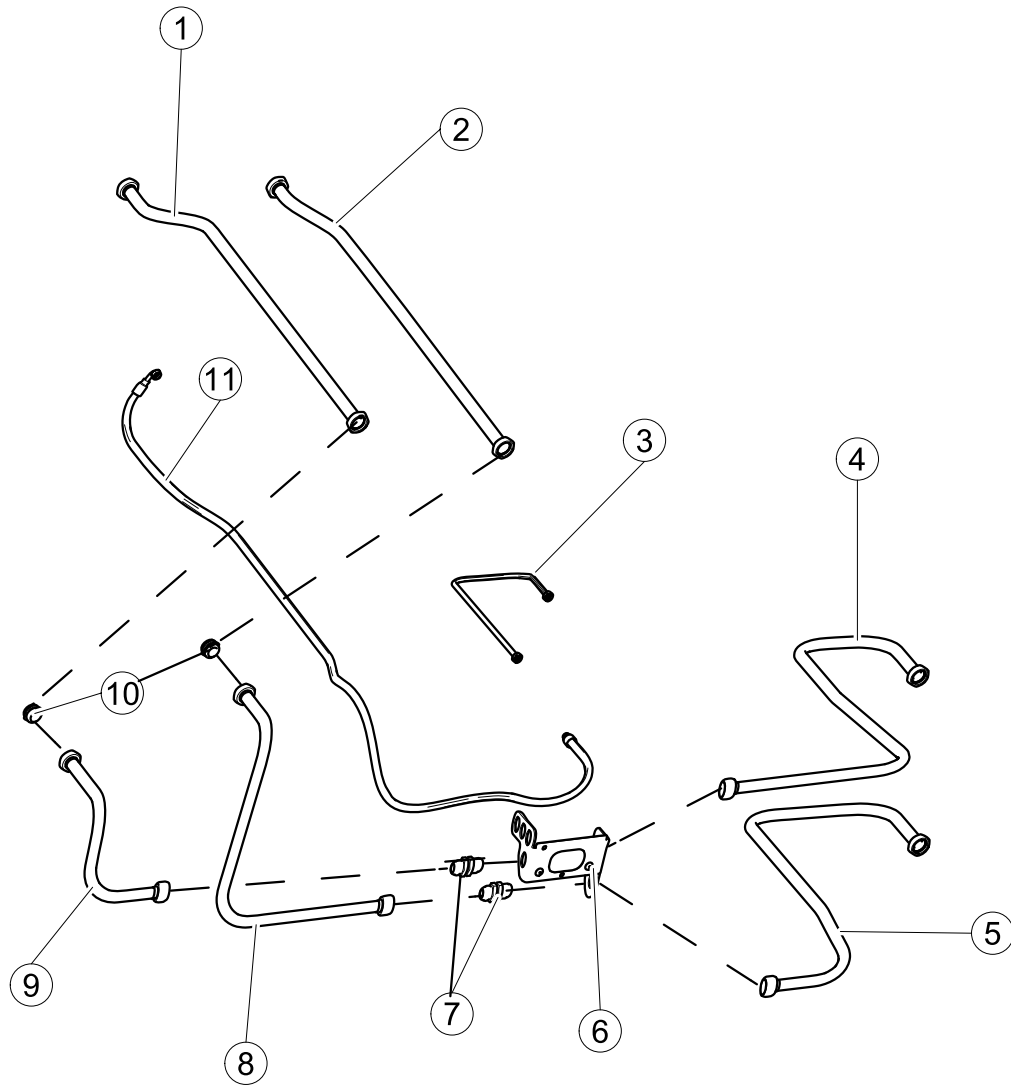
FULL EJECTION UNITS ONLY



REF. NO.	PART NO.	DESCRIPTION	QTY.
1	162121	TUBE	1
2	162120	TUBE	1
3	HYF05103	CONNECTOR	2
4	154654	BRACKET	1
5	171790	TUBE	1
6	171191	TUBE	1
7	HYF05104	CONNECTOR, Bulkhead	2
8	171788	TUBE	1
9	171789	TUBE	1
10	168064	HOSE	1
11	165823	HOSE	1

SECTION 2

PRESS./RTN. MAIN VALVE HYDS-ELEC ACTUATED VALVE TO REAR BODY



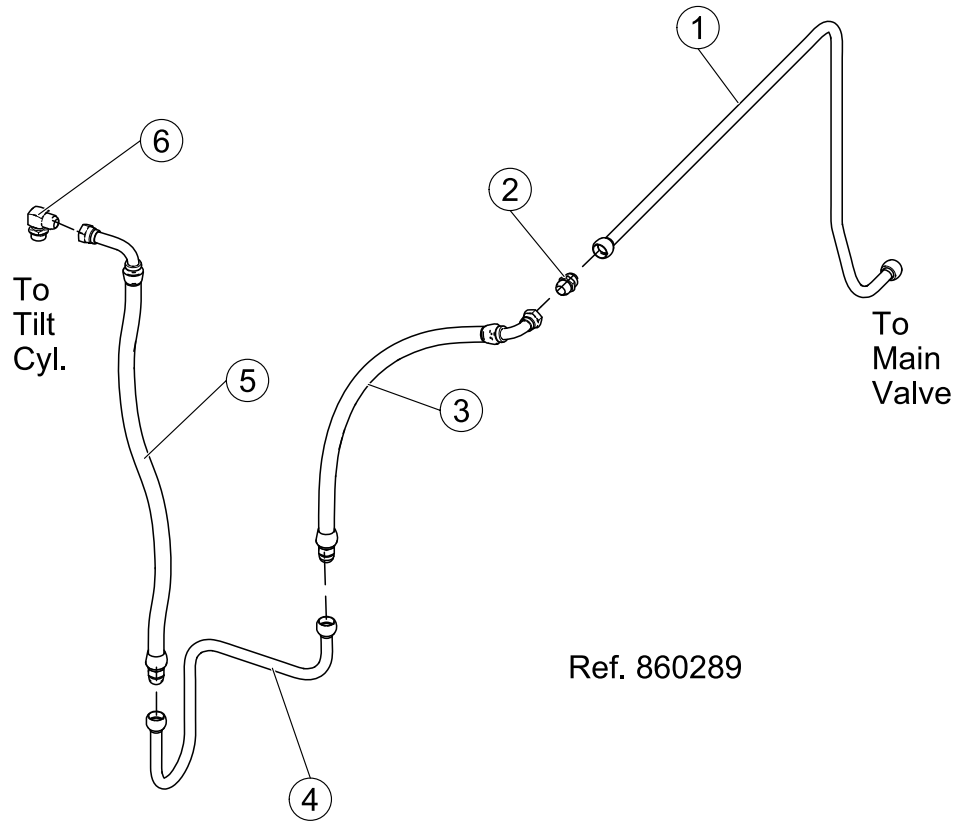
PRESS./RTN. MAIN VALVE HYDS-ELEC ACTUATED VALVE TO REAR BODY

REF. NO.	PART NO.	DESCRIPTION	QTY.
1	152487	TUBE 15 & 20 YD - JIC	1
	161697	TUBE 15 & 20 YD - ORFS	1
	152489	TUBE 27 YD - JIC	1
	161703	TUBE 27 YD - ORFS	1
	153294	TUBE 31 YD - JIC	1
	163663	TUBE 31 YD - ORFS	1
2	98178	TUBE 15 & 20 YD - JIC	1
	161701	TUBE 15 & 20 YD - ORFS	1
	82732	TUBE 27 YD - JIC	1
	161704	TUBE 27 YD - ORFS	1
	153295	TUBE 31 YD - JIC	1
	163664	TUBE 31 YD - ORFS	1
3	155398	TUBE 15 & 20 YD - JIC	1
	161698	TUBE 15 & 20 YD - ORFS	1
	155398	TUBE 27 YD - JIC	1
	161698	TUBE 27 YD - ORFS	1
	160514	TUBE 31 YD - JIC	1
	166255	TUBE 31 YD - ORFS	1
4	155396	TUBE 15 & 20 YD - JIC	1
	162120	TUBE 15 & 20 YD - ORFS	1
	155396	TUBE 27 YD - JIC	1
	162120	TUBE 27 YD - ORFS	1
	160512	TUBE 31 YD - JIC	1
	163667	TUBE 31 YD - ORFS	1
5	155397	TUBE 15 & 20 YD - JIC	1
	162121	TUBE 15 & 20 YD - ORFS	1
	153397	TUBE 27 YD - JIC	1
	162121	TUBE 27 YD - ORFS	1
	160513	TUBE 31 YD - JIC	1
	166254	TUBE 31 YD - ORFS	1
6	81262	BRACKET	1
7	HYF06750	CONNECTOR, Bulkhead - JIC	2
	HYF05103	CONNECTOR, Bulkhead - ORFS	2
8	155293	TUBE 15 & 20 YD - JIC	1
	161700	TUBE 15 & 20 YD - ORFS	1
	155201	TUBE 27 YD - JIC	1
	161707	TUBE 27 YD - ORFS	1
	155295	TUBE 31 YD - JIC	1
	163666	TUBE 31 YD - ORFS	1
CONTINUED ON NEXT PAGE			

SECTION 2**PRESS./RTN. MAIN VALVE HYDS-ELEC ACTUATED VALVE TO REAR BODY**

REF. NO.	PART NO.	DESCRIPTION	QTY.
9	152492	TUBE 15 & 20 YD - JIC	1
	161699	TUBE 15 & 20 YD - ORFS	1
	152491	TUBE 27 YD - JIC	1
	161706	TUBE 27 YD - ORFS	1
	153296	TUBE 31 YD - JIC	1
	163665	TUBE 31 YD - ORFS	1
10	HYF05610	CONNECTOR - JIC	2
	HYF05104	CONNECTOR - ORFS	2
11	73471	TUBE 15 & 20 YD - JIC	1
	161702	TUBE 15 & 20 YD - ORFS	1
	155399	TUBE 27 YD - JIC	1
	161705	TUBE 27 YD - ORFS	1
	156827	TUBE 31 YD - JIC	1
	166256	TUBE 31 YD - ORFS	1

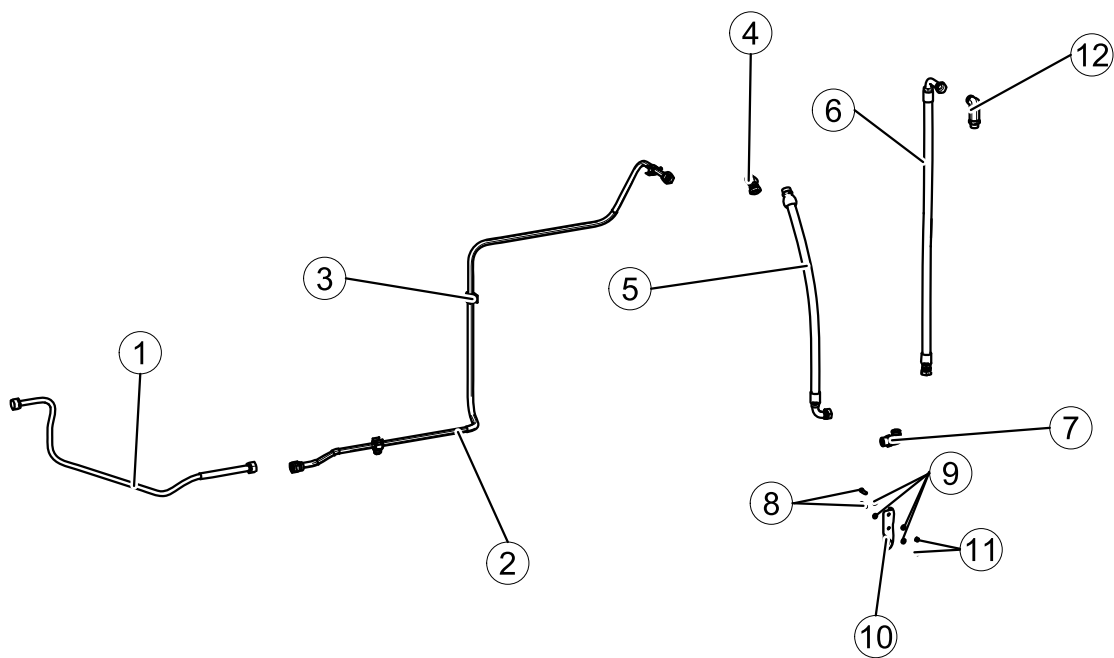
BODY TILT HYDS -Automizer with Helping Hand



REF. NO.	PART NO.	DESCRIPTION	QTY.
1	183690	TUBE	1
2	HYF05400	CONNECTOR	1
3	183747	HOSE	1
4	183691	TUBE	1
5	176005	HOSE	1
6	HYF07600	ELBOW	1

SECTION 2

BODY TILT HYDS- VALVE TO CYLINDER

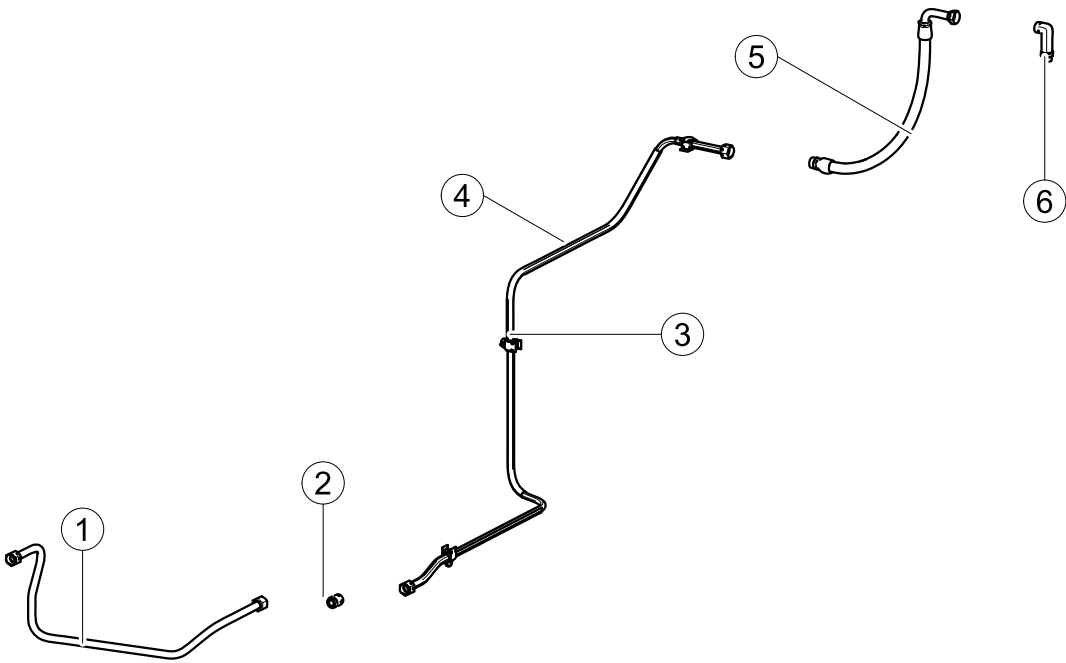


BODY TILT HYDS- VALVE TO CYLINDER- AIR VALVE

REF. NO.	PART NO.	DESCRIPTION	QTY.
1	158272	TUBE - 20, 27, 31 YD ORFS	1
2	158271	TUBE - 20, 27, 31 YD ORFS	1
3	HYS00400	SUPPORT	3
4	HYF07860	CONNECTOR - ORFS	1
5	88569	HOSE - 20, 27, 31 YD ORFS	1
6	HYF05164	ELBOW - 20, 27, 31 YD ORFS	1
7	88570	HOSE - 20, 27, 31 YD ORFS	1
8	HYF07616	ELBOW - 20, 27, 31 YD ORFS	1
9	QUB06200	BOLT	2
10	QUE01302	NUT	2
11	88568	BRACKET	1
12	QUR01902	WASHER	4

SECTION 2

BODY TILT HYDS- VALVE TO CYLINDER- ELEC VALVE

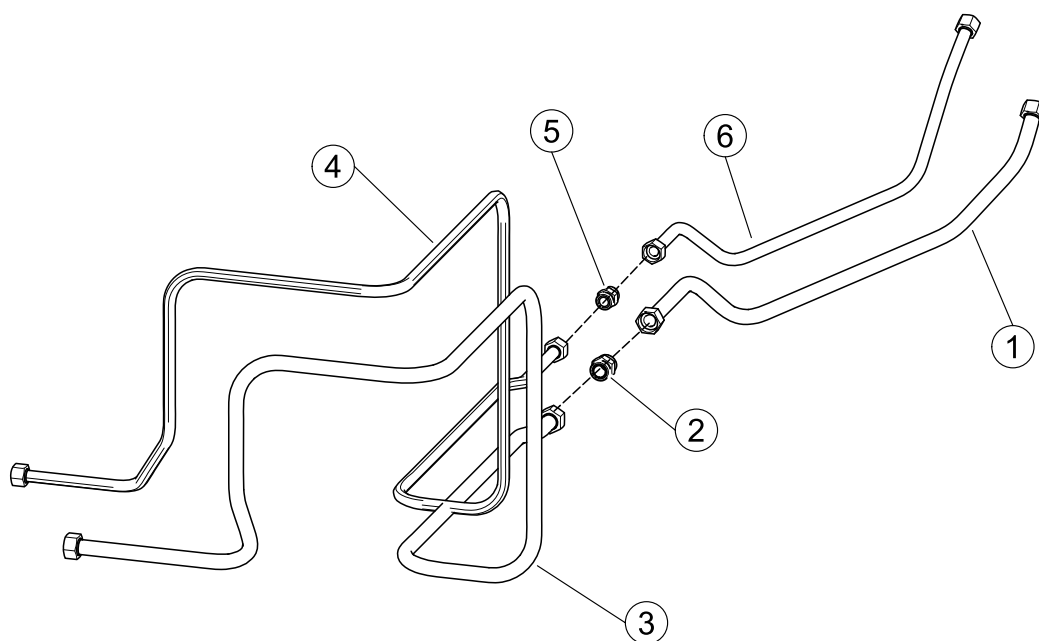


BODY TILT HYDS- VALVE TO CYLINER-ELEC VALVE

REF. NO.	PART NO.	DESCRIPTION	QTY.
1	166252	TUBE 31 YD ORFS ELEC	1
	155385	TUBE 30, 27,31 YD JIC AIR	1
	155391	TUBE 20,27,31 YD JIC ELEC	1
2	HYF04990	CONNECTOR 31 YD ORFS ELEC	1
	HYF05400	CONNECTOR 20,27,31 JIC AIR/ELEC	1
3	HYS00400	SUPPORT	3
4	158271	TUBE 31 YD ORFS ELEC	1
	155384	TUBE 20,27,31 JIC AIR/ELEC	1
5	166253	HOSE 31 YD ORFS ELEC	1
	155386	HOSE 20,27,31 JIC ELEC/AIR	1
6	HYF05164	ELBOW 31 YD 0RFS ELEC	1
	HYF05165	ELBOW 20,27,31 JIC AIR/ELEC	

SECTION 2

FRONT BODY HYDS- AIR/ELEC VALVE

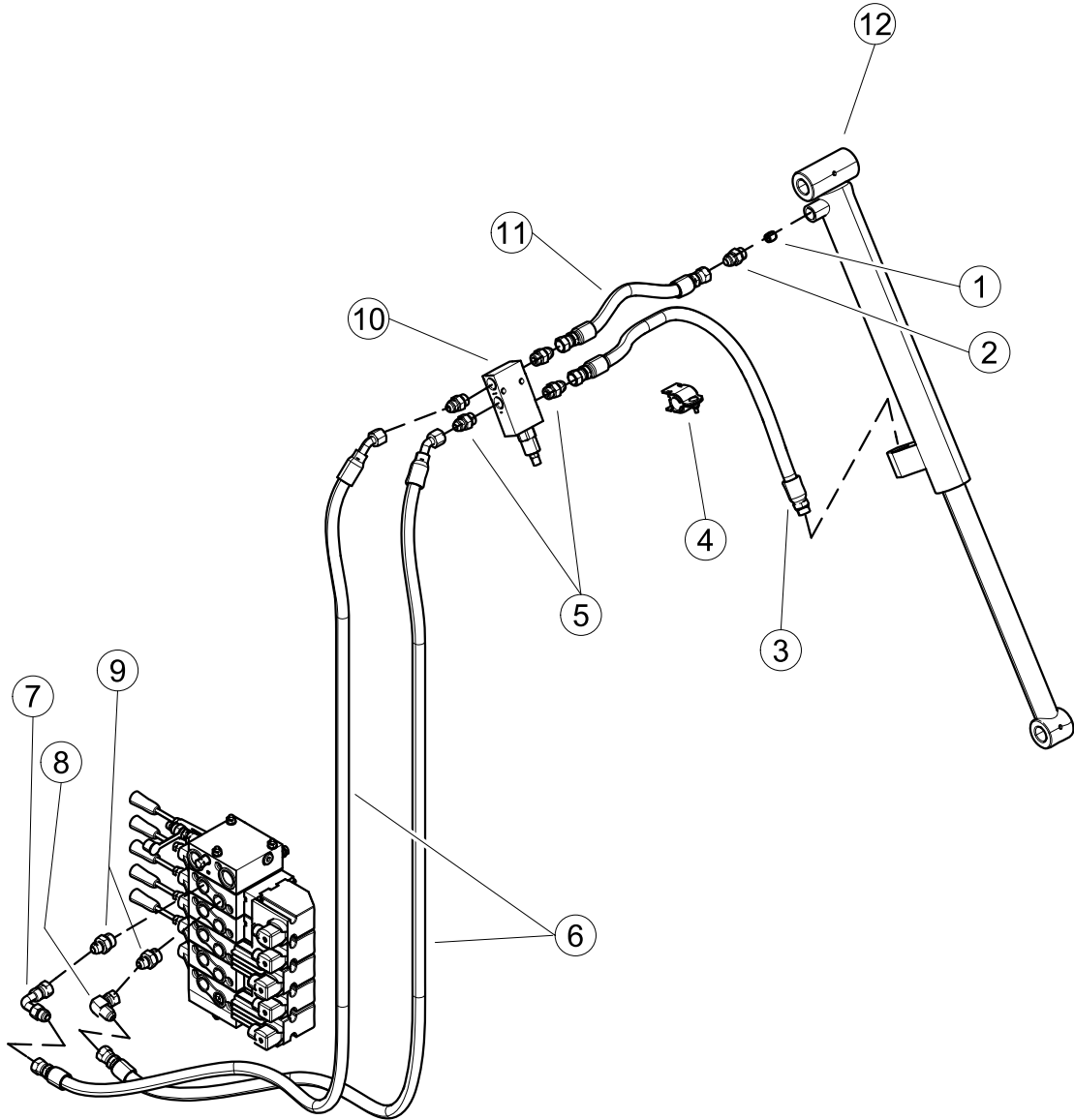


FRONT BODY HYDS- AIR/ELEC VALVE

REF. NO.	PART NO.	DESCRIPTION	QTY.
1	161664	TUBE ORFS AIR	1
	155381	TUBE JIC AIR	1
	161677	TUBE ORFS ELEC	1
	155389	TUBE JIC ELEC	1
2	HYF04990	CONNECTOR ORFS	1
	HYF05400	CONNECTOR JIC	1
3	161666	TUBE ORFS	1
	155787	TUBE JIC	1
4	161667	TUBE ORFS	1
	155388	TUBE JIC	1
5	HYF05104	CONNECTOR ORFS	1
	HYF05610	CONNECTOR JIC	1
6	161665	TUBE ORFS AIR	1
	155382	TUBE JIC AIR	1
	161678	TUBE ORFS ELEC	1
	155390	TUBE JIC ELEC	1

SECTION 2

CRUSHER HYDRAULICS - 40% & 50% Panel - R.S.

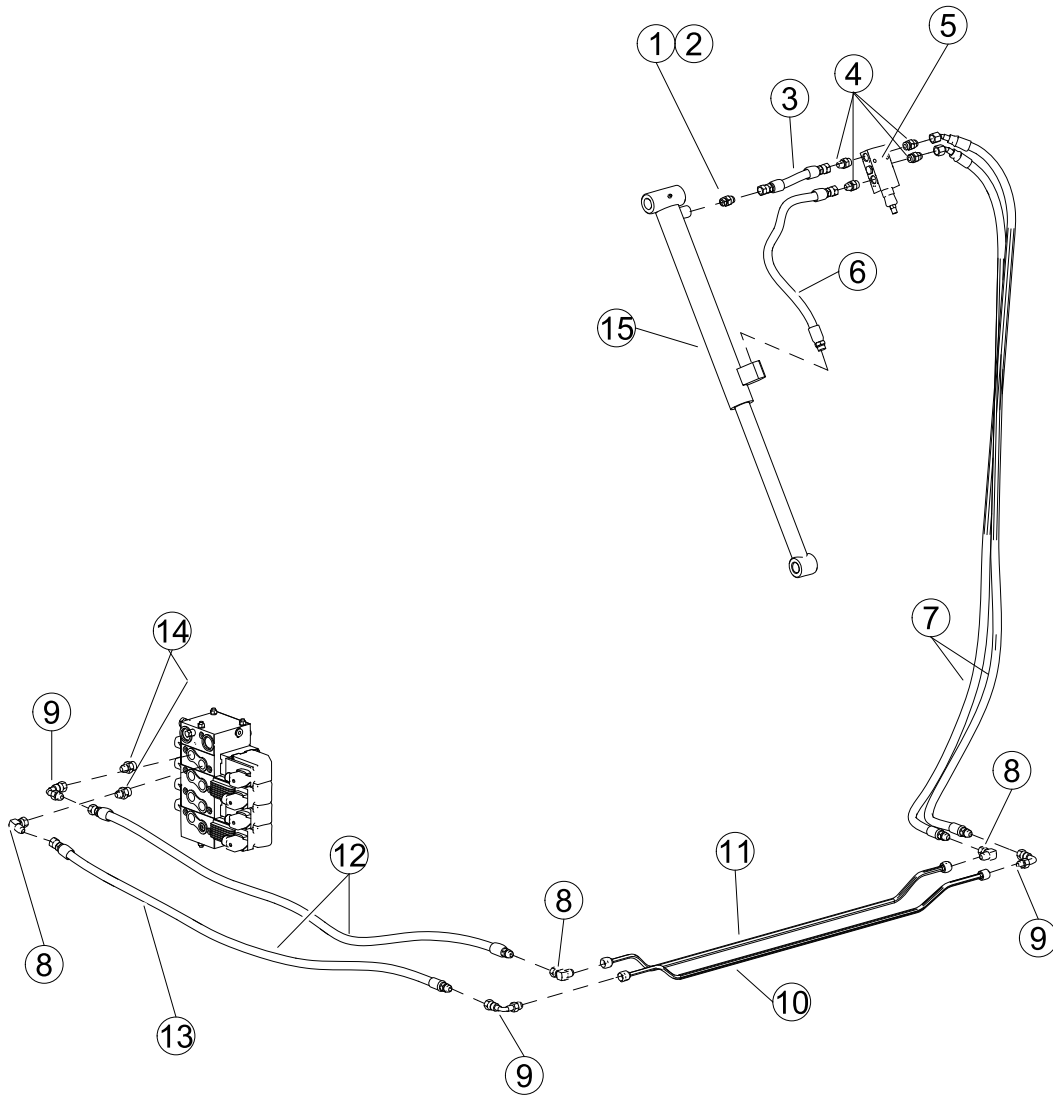


CRUSHER HYDRAULICS - 40% & 50% Panel - R.S.

REF. NO.	PART NO.	DESCRIPTION	QTY.
1	69979	PLUG, Orificed	1
2	69978	ADAPTER, Threaded - JIC	1
	162219	ADAPTER, Threaded - ORFS	1
3	79676	HOSE - JIC	1
	163932	HOSE - ORFS	1
4	HYS00460	CLAMP, Hose	A/R
5	HYF05110	ADAPTER - JIC	4
	HYF05171	ADAPTER - ORFS	4
6	155145	HOSE - JIC	2
	88434	HOSE - ORFS	2
7	HYF08050	ELBOW, Long - JIC	1
	HYF05124	ELBOW, Long - ORFS	1
8	HYF08000	ELBOW - JIC	1
	HYF07451	ELBOW - ORFS	1
9	HYF04900	ADAPTER - JIC	2
	HYF04908	ADAPTER - ORFS	1
10	HYV02670	VALVE, Holding	1
11	11122	HOSE - JIC	1
	166293	HOSE - ORFS	1
12	HYC00198-02	CYLINDER	1

SECTION 2

CRUSHER HYDRAULICS - 40% Panel - L.S.

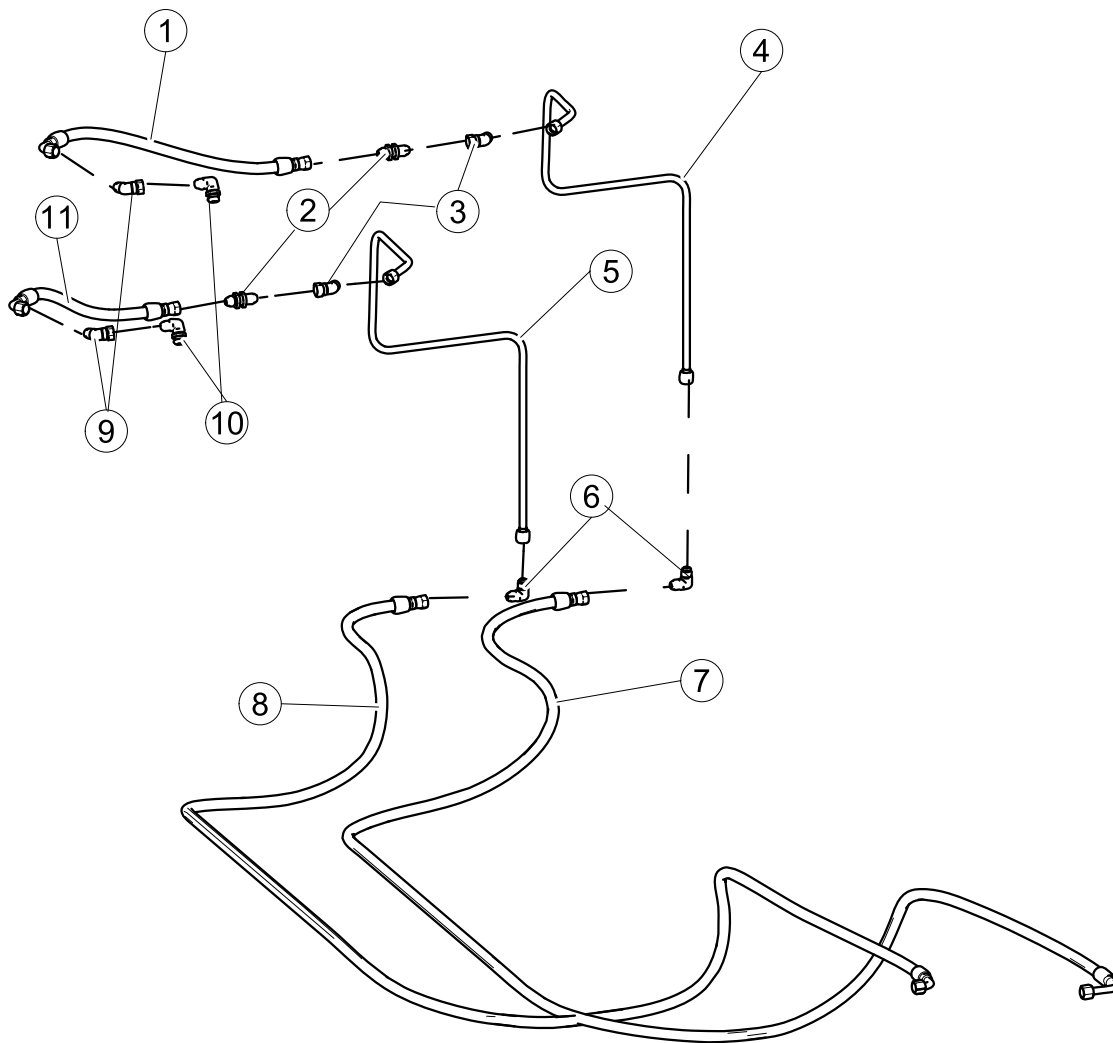


CRUSHER HYDRAULICS - 40% Panel - L.S.

REF. NO.	PART NO.	DESCRIPTION	QTY.
1	69979	PLUG, Orificed	1
2	69978	ADAPTER, Threaded - JIC	1
	162219	ADAPTER, Threaded - ORFS	1
3	71074	HOSE - JIC	1
	166265	HOSE - ORFS	1
4	HYF05110	ADAPTER - JIC	4
	HYF05171	ADAPTER - ORFS	4
5	HYV02670	VALVE, Holding	1
6	75032	HOSE - JIC	1
	166264	HOSE - ORFS	1
7	80641	HOSE - JIC	4
	166266	HOSE - ORFS	4
8	HYF08000	ELBOW - JIC	3
	HYF06803	ELBOW - ORFS	3
9	HYF08050	ELBOW - JIC	3
	HYF08051	ELBOW - ORFS	3
10	153367	TUBE - JIC	1
	166259	TUBE - ORFS	1
11	153366	TUBE - JIC	1
	166258	TUBE - ORFS	1
12	12198	HOSE -JIC	2
	166266	HOSE - ORFS	1
13	122804	HOSE - ORFS	1
14	HYF04900	ADAPTER - JIC	2
	HYF04908	ADAPTER - ORFS	2
15	HYC00198-02	CYLINDER	1

SECTION 2

CHUTE HYDRAULICS

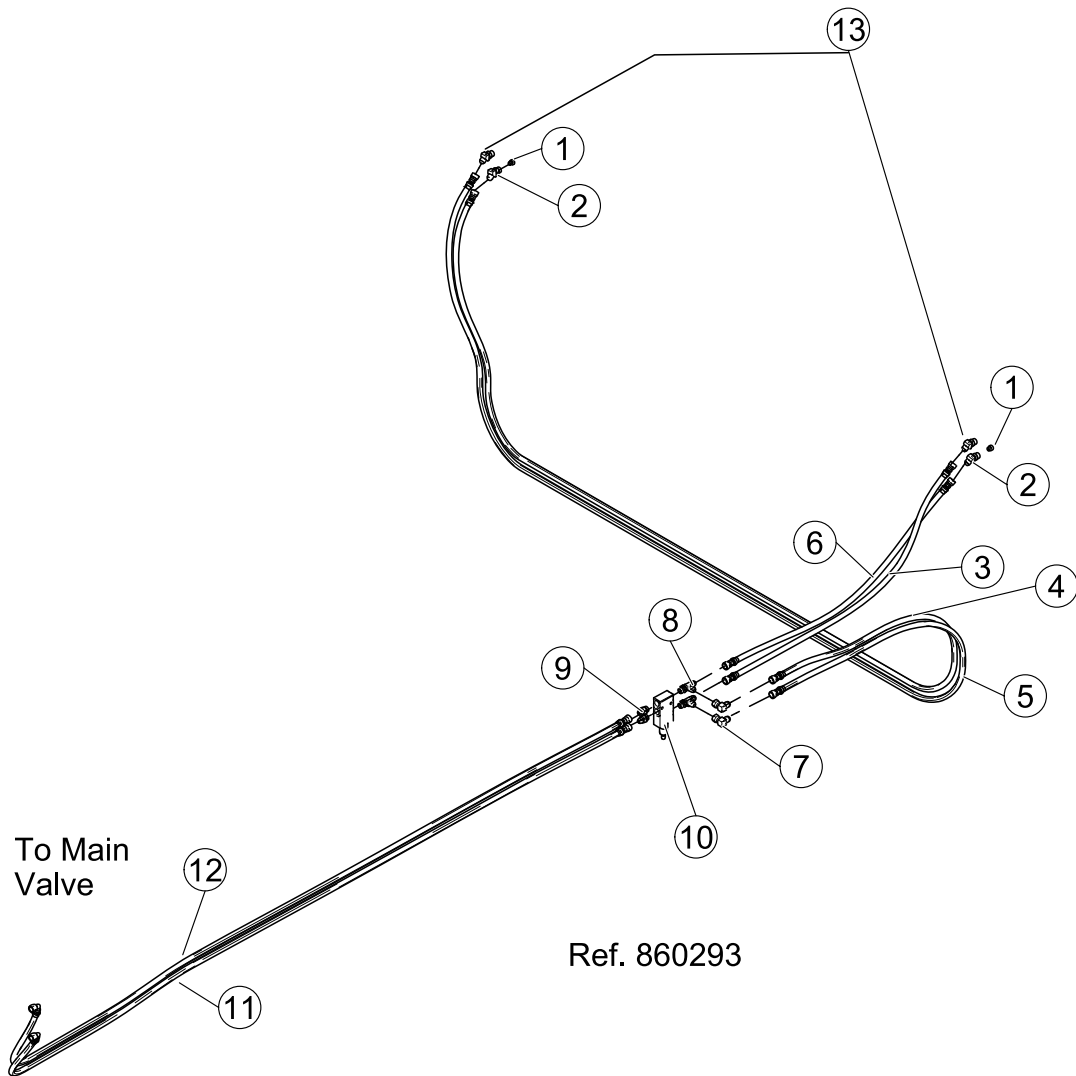


CHUTE HYDRAULICS

REF. NO.	PART NO.	DESCRIPTION	QTY.
1	38556	JIC 50/50	1
	166270	ORFS 50/50	1
	51743	JIC 40/60	1
	166271	ORFS 40/60	1
2	HYF06500	JIC	2
	HYF04891	ORFS	2
3	HYF02925	JIC	2
	HYF02932	ORFS	2
4	38527	JIC	1
	166268	ORFS	1
5	38526	JIC	1
	166267	ORFS	1
6	HYF06300	ELBOW JIC	2
	HYF06806	ELBOW ORFS	2
7	77299	TUBE JIC	1
	163916	TUBE ORFS	1
8	36370	TUBE JIC	1
	163916	TUBE ORFS	1
9	HYF02925	FITTING JIC	2
	HYF02932	FITTING ORFS	2
10	HYF05125	ELBOW JIC	2
	HYF05126	ELBOW ORFS	2
11	18415	HOSE JIC	1
	166113	HOSE ORFS	1

SECTION 2

REAR DR. HYDS, MAIN VALVE TO REAR - Automizer with Helping Hand

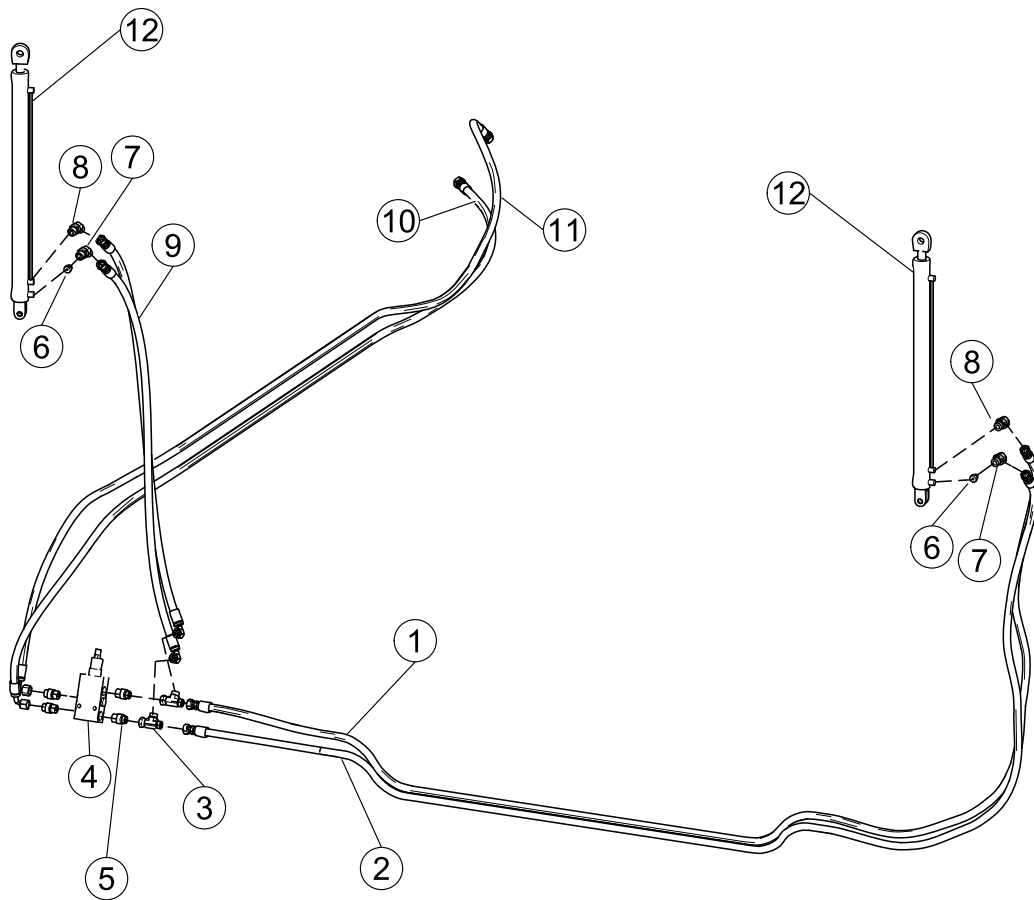


REAR DR. HYDS, MAIN VALVE TO REAR - Automizer with Helping Hand

REF. NO.	PART NO.	DESCRIPTION	QTY.
1	15358	PLUG, Orificed	2
2	15359	ELBOW, Threaded	2
3	89619	HOSE	1
4	89622	HOSE	1
5	89621	HOSE	1
6	89620	HOSE	1
7	HYF08000	ELBOW	2
8	HYF05645	TEE	2
9	HYF05110	CONNECTOR	2
10	HYV02670	VALVE	1
11	89623	HOSE	1
12	89624	HOSE	1
13	HYF05120	ELBOW	2

SECTION 2

REAR DOOR HYDRAULICS - FULL - JIC/ORFS

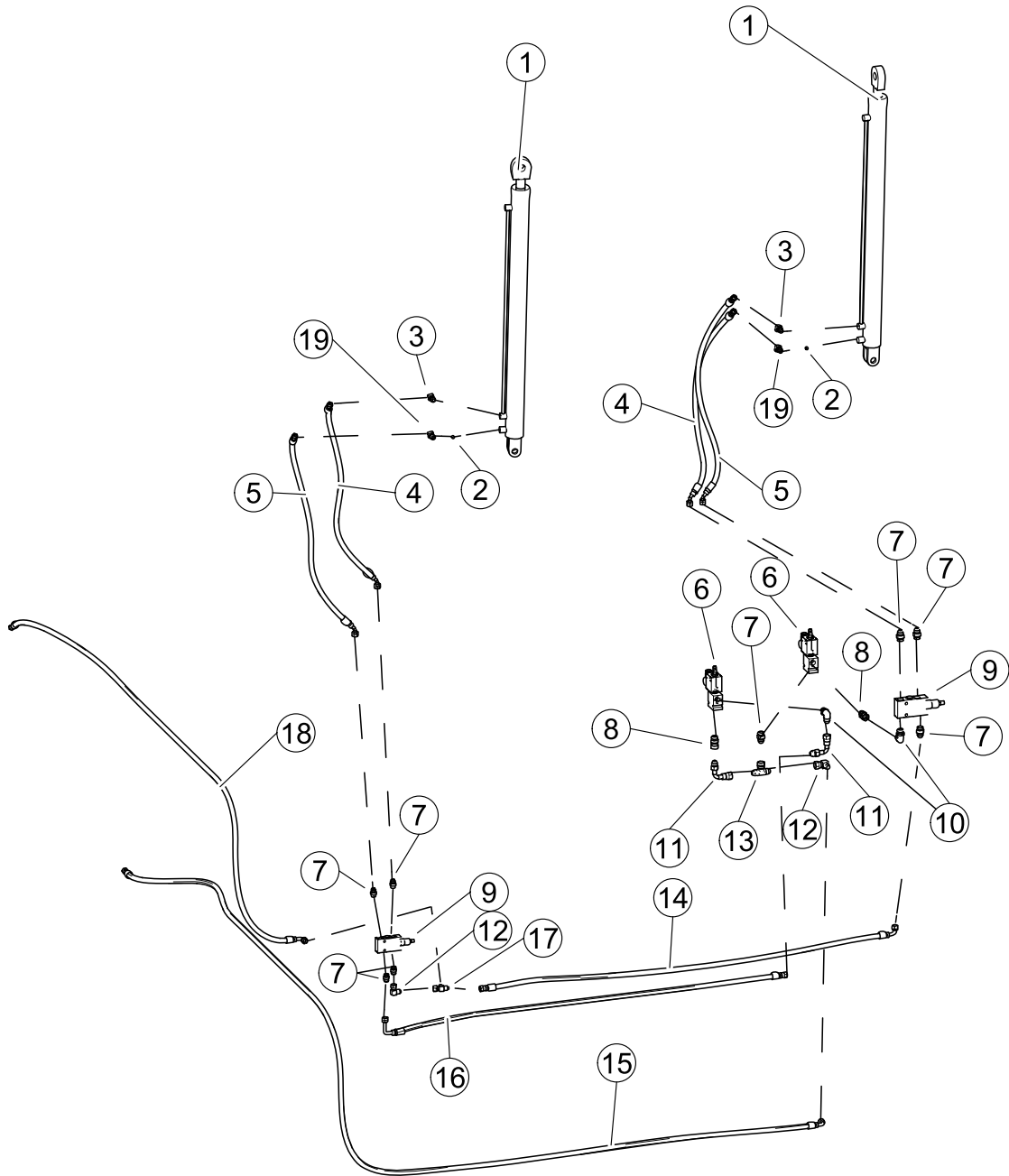


REAR DOOR HYDRAULICS - FULL - JIC/ORFS

REF. NO.	PART NO.	DESCRIPTION	QTY.
1	171719	HOSE - ORFS	1
	176273	HOSE - JIC	1
2	171718	HOSE - ORFS	1
	176272	HOSE - JIC	1
3	HYF06098	TEE - ORFS	2
	HYF05824	TEE - JIC	2
4	HYF02670	VALVE, Holding	1
5	HYF05176	ADAPTER - ORFS	4
	HYF04875	ADAPTER - JIC	4
6	15358	PLUG, Orificed	2
7	88729	ELBOW - Threaded - ORFS	2
	15359	ELBOW - Threaded - JIC	2
8	HYF02953	ELBOW - ORFS	2
	HYF05120	ELBOW - JIC	2
9	171695	HOSE - ORFS	2
	176267	HOSE - JIC	2
10	177752	HOSE - ORFS - 20 YD	1
	172247	HOSE - ORFS - 27 YD	1
	177757	HOSE - ORFS - 31 YD	1
11	177753	HOSE - JIC - 20 YD	1
	172246	HOSE - JIC - 27 YD	1
	177756	HOSE - JIC - 31 YD	1
12	HYC00320-04	ASSEMBLY, Cylinder	2

SECTION 2

REAR DOOR HYDRAULICS - SPLIT - JIC

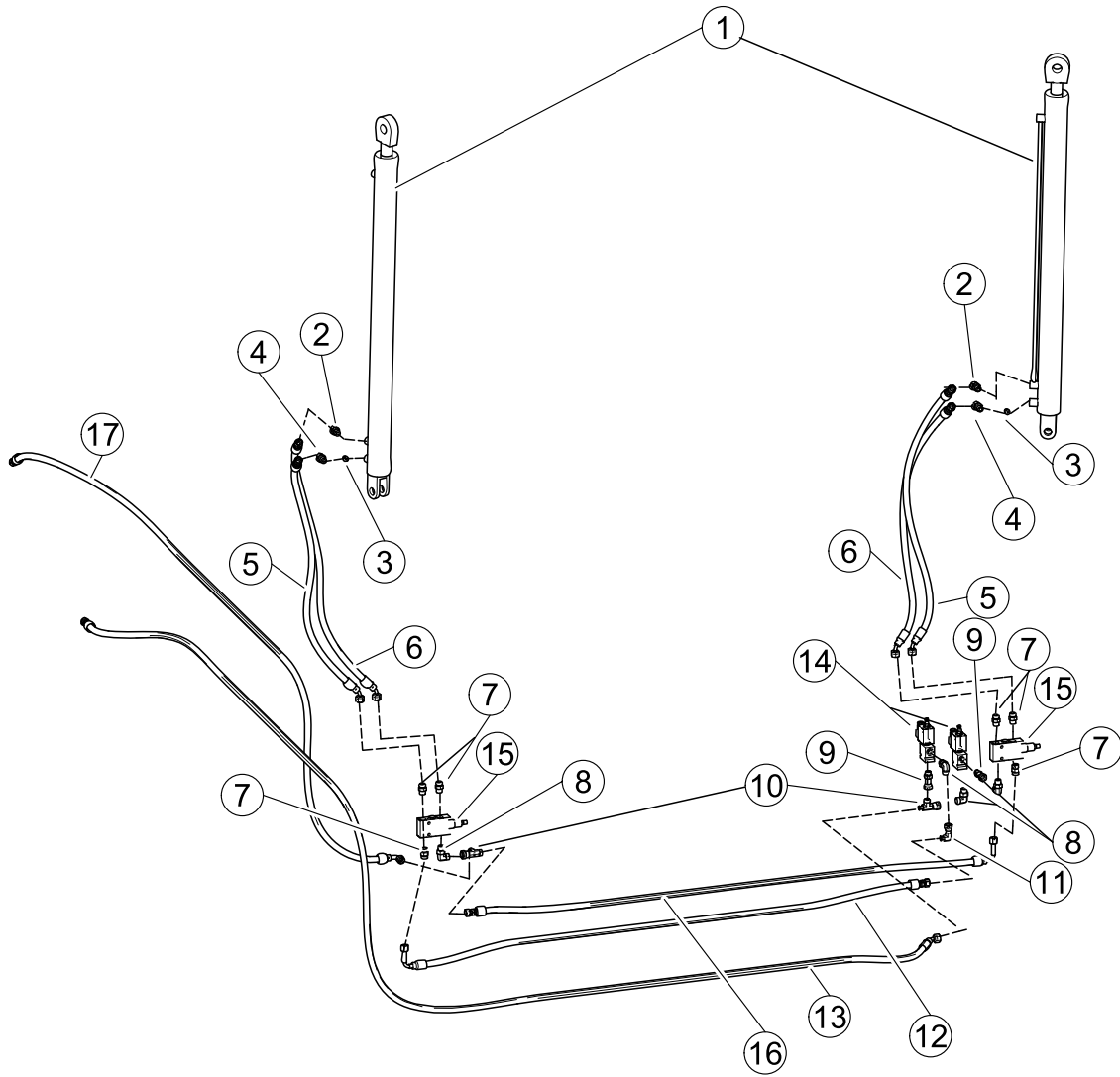


REAR DOOR HYDRAULICS - SPLIT - JIC

REF. NO.	PART NO.	DESCRIPTION	QTY.
1	HYC00320	CYLINDER	2
2	15358	PLUG, Orificed	2
3	HYF05120	ELBOW	2
4	91024	HOSE	2
5	30327	HOSE	2
6	HYV00962	VALVE, Solenoid	2
7	HYF05110	ADAPTER	8
8	HYF05170	CONNECTOR	2
9	HYV02670	VALVE, Holding	2
10	HYF05125	ELBOW	2
11	HYF08050	ELBOW	2
12	HYF08000	ELBOW	2
13	HYF08000	TEE	1
14	30334	HOSE	1
15	44609	HOSE - 20 YD	1
	82774	HOSE - 27 YD	1
	166261	HOSE - 31 YD	1
16	73324	HOSE	1
17	HYF05825	TEE	1
18	90048	HOSE - 20 YD	1
	90127	HOSE - 27 YD	1
	166262	HOSE - 31 YD	1
19	15359	ADPATER, Threaded	2

SECTION 2

REAR DOOR HYDRAULICS - SPLIT - ORFS

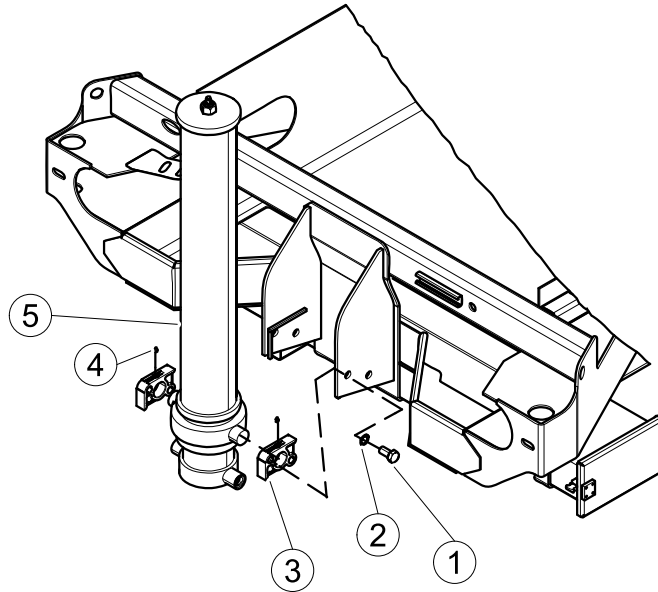


REAR DOOR HYDRAULICS - SPLIT - ORFS

REF. NO.	PART NO.	DESCRIPTION	QTY.
1	HYC00320	CYLINDER	2
2	HYF02955	ELBOW	2
3	15358	PLUG, Orificed	2
4	88264	ELBOW, Threaded	2
5	161685	HOSE	2
6	161680	HOSE	2
7	HYF05171	ADAPTER	6
8	HYF05126	ELBOW	4
9	HYF05169	CONNECTOR	2
10	HYF06110	TEE	2
11	HYF06803	ELBOW	1
12	161683	HOSE	1
13	161682	HOSE - 20 YD	1
	161691	HOSE - 27 YD	1
	161693	HOSE - 31 YD	1
14	HYV00862	VALVE, Solenoid	2
15	HYV02670	VALVE, Holding	2
16	161683	HOSE	1
17	161684	HOSE - 20 YD	1
	161692	HOSE - 27 YD	1
	161694	HOSE - 31 YD	10

SECTION 2

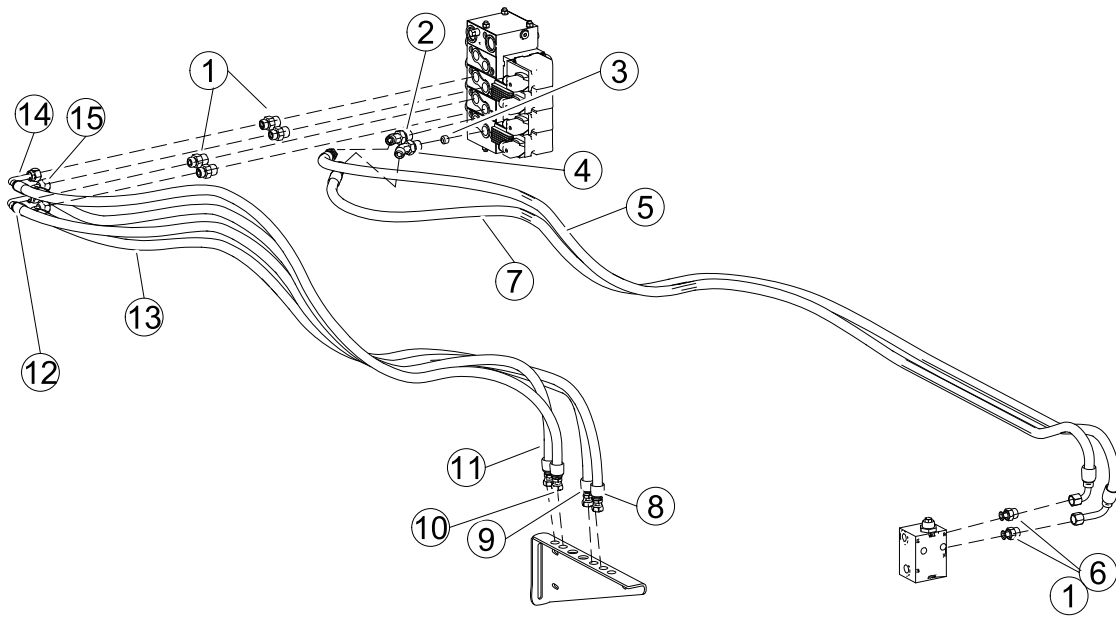
BODY TILT CYLINDER MOUNTS



REF. NO.	PART NO.	DESCRIPTION	QTY.
1	QUB06570	BOLT	4
2	QUR02116	WASHER	4
3	80453	ATTACHMENT BLOCK	2
4	QUG00200	FITTING, Grease	2
5	HYC01425-02	CYLINDER - 20 YD	1
	HYC01450-02	CYLINDER - 27 YD	1
	HYC01452	CYLINDER - 27 YD (Top Ported)	1

SECTION 2

VALVE TO ARM HYDRAULICS - RH ARMS

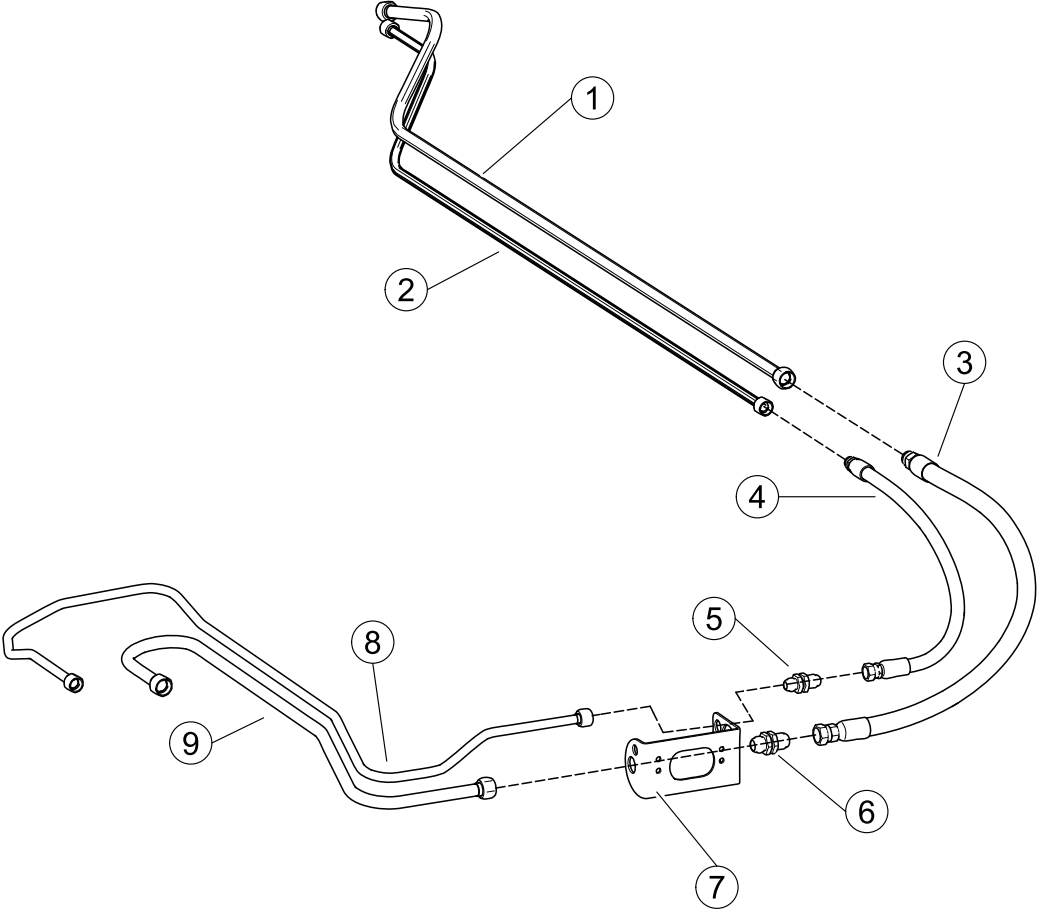


VALVE TO ARM HYDRAULICS - RH ARMS

REF. NO.	PART NO.	DESCRIPTION	QTY.
1	HYF04900	ADAPTER - JIC	6
	HYF04908	ADAPTER - ORFS	4
2	HYF02960	ELBOW - JIC	1
	HYF02970	ELBOW - ORFS	1
3	150982	PLUG - Orificed	1
4	150984	ELBOW - Threaded - JIC	1
	165257	ELBOW - Threaded -ORFS	1
5	29510	HOSE - JIC - Std. RH	1
	154610	HOSE - JIC - H.D. RH	1
	155844	HOSE - ORFS - Std. RH	1
	154740	HOSE - ORFS - H.D. RH	1
6	HYF05171	ADAPTER - ORFS	2
7	63545	HOSE - JIC - Std. RH	1
	154610	HOSE - JIC - H.D. RH	1
	155486	HOSE - ORFS - Std. RH	1
	154740	HOSE - ORFS - H.D. RH	1
8	154657	HOSE - ORFS - Std. RH - Full Eject	1
9	154658	HOSE - ORFS - Std. RH - Full Eject	1
10	154655	HOSE - ORFS - Std. RH - Full Eject	1
11	154656	HOSE - ORFS - Std. RH - Full Eject	1
12	152161	HOSE - JIC - Std. RH	1
	161656	HOSE - ORFS - Std. RH	1
13	152162	HOSE - JIC - Std. RH	1
	161657	HOSE - ORFS - Std. RH	1
14	152159	HOSE - JIC - Std. RH	1
	161654	HOSE - ORFS - Std. RH	1
15	152160	HOSE - JIC - Std. RH	1
	161655	HOSE - ORFS - Std. RH	1

SECTION 2

ARM VALVE TO REAR BODY PRESS./RTN. HYDS



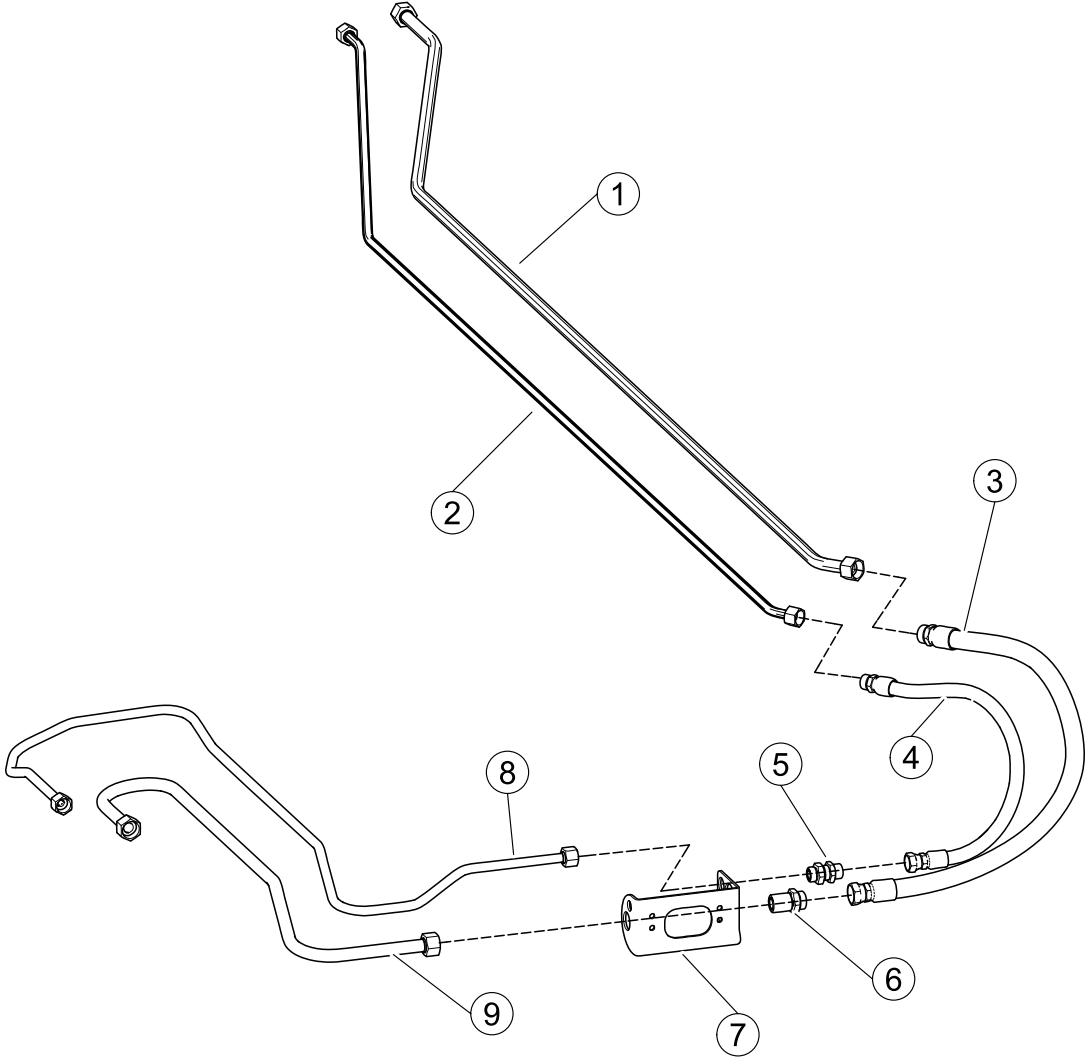
ARM VALVE TO REAR BODY PRESS./RTN. HYDS

REF. NO.	PART NO.	DESCRIPTION	QTY.
1	152396	TUBE 20 YD - JIC	1
	161612	TUBE 20 YD - ORFS	1
	152126	TUBE 27 YD - JIC	1
	161620	TUBE 27 YD - ORFS	1
	152093	TUBE 31 YD - JIC	1
	161623	TUBE 31 YD - ORFS	1
2	152397	TUBE 20 D - JIC	1
	161613	TUBE 20 YD - ORFS	1
	152125	TUBE 27 YD - JIC	1
	161619	TUBE 27 YD - ORFS	1
	152094	TUBE 31 YD - JIC	1
	161624	TUBE 31 YD - ORFS	1
3	83775	HOSE 20, 27 & 31 YD - JIC	1
	154646	HOSE 20, 27 & 31 YD - ORFS	1
4	37339	HOSE 20, 27 & 31 YD - JIC	1
	154645	HOSE 20, 27 & 31 YD - ORFS	1
5	HYF06600	CONNECTOR, Bulkhead - JIC	1
	HYF08278	CONNECTOR, Bulkhead - ORFS	1
6	HYF06700	CONNECTOR, Bulkhead - JIC	1
	HYF04995	CONNECTOR, Bulkhead - ORFS	1
7	90064	BRACKET	1
8	155401	TUBE 20 & 27 YD - JIC	1
	161616	TUBE 20 & 27 YD - ORFS	1
	163771	TUBE 31 YD - JIC	1
	161625	TUBE 31 YD - ORFS	1
9	155400	TUBE 20 & 27 YD - JIC	1
	161515	TUBE 20 & 27 YD - ORFS	1
	160515	TUBE 31 YD - JIC	1
	161621	TUBE 31 YD - ORFS	1

SECTION 2

ARM VALVE TO REAR BODY PRESS./RTN. HYDS

FULL EJECTION UNITS ONLY



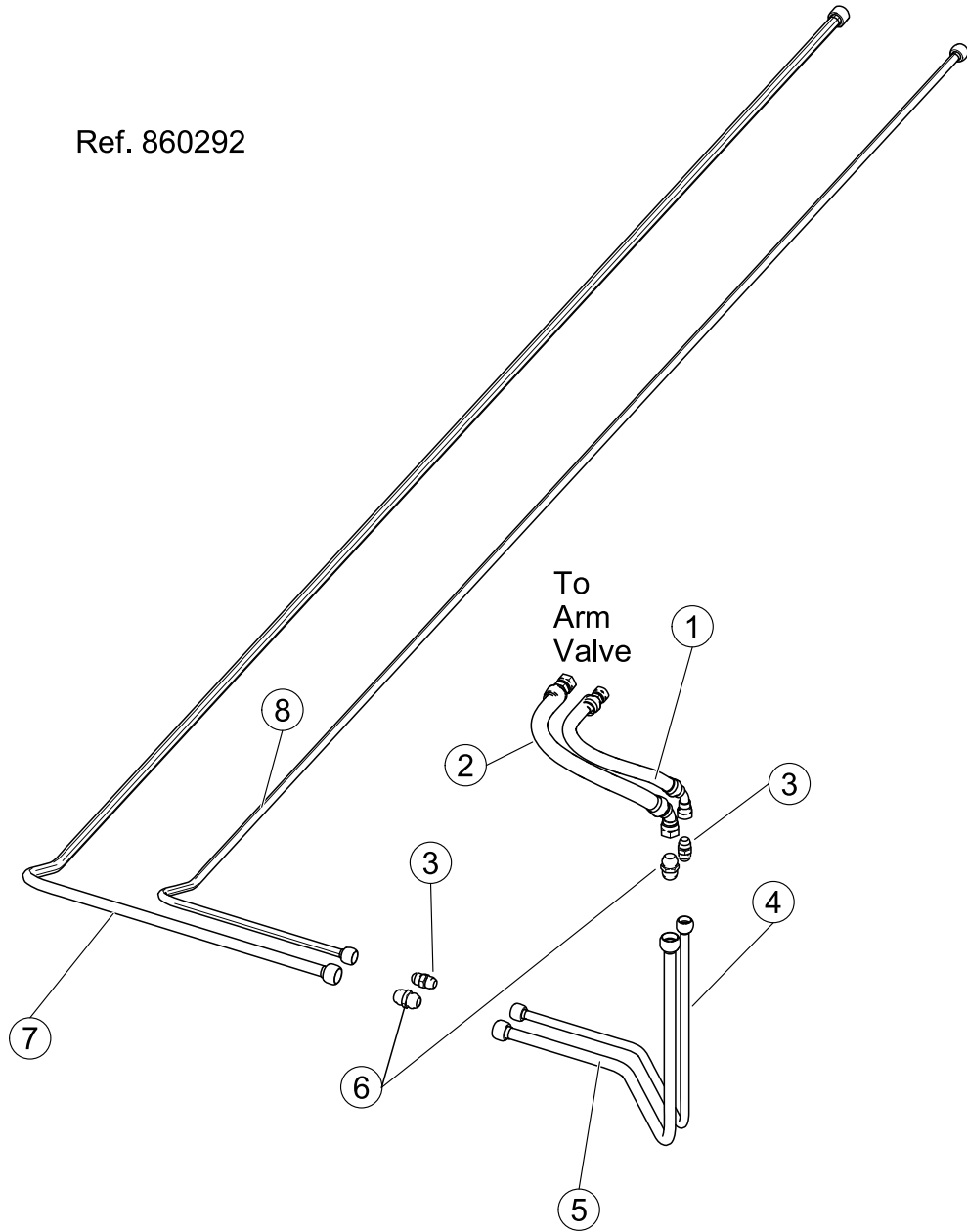
ARM VALVE TO REAR BODY PRESS./RTN. HYDS

REF. NO.	PART NO.	DESCRIPTION	QTY.
1	162067	TUBE	1
2	162066	TUBE	1
3	154646	HOSE	1
4	156645	HOSE	1
5	HYF08278	CONNECTOR, Bulkhead	1
6	HYF04995	CONNECTOR, Bulkhead	1
7	154647	BRACKET	1
8	162116	TUBE	1
9	162117	TUBE	1
		FULL EJECTION UNITS ONLY	

SECTION 2

ARM VALVE TO REAR BODY - Automizer with Helping Hand Arm

Ref. 860292

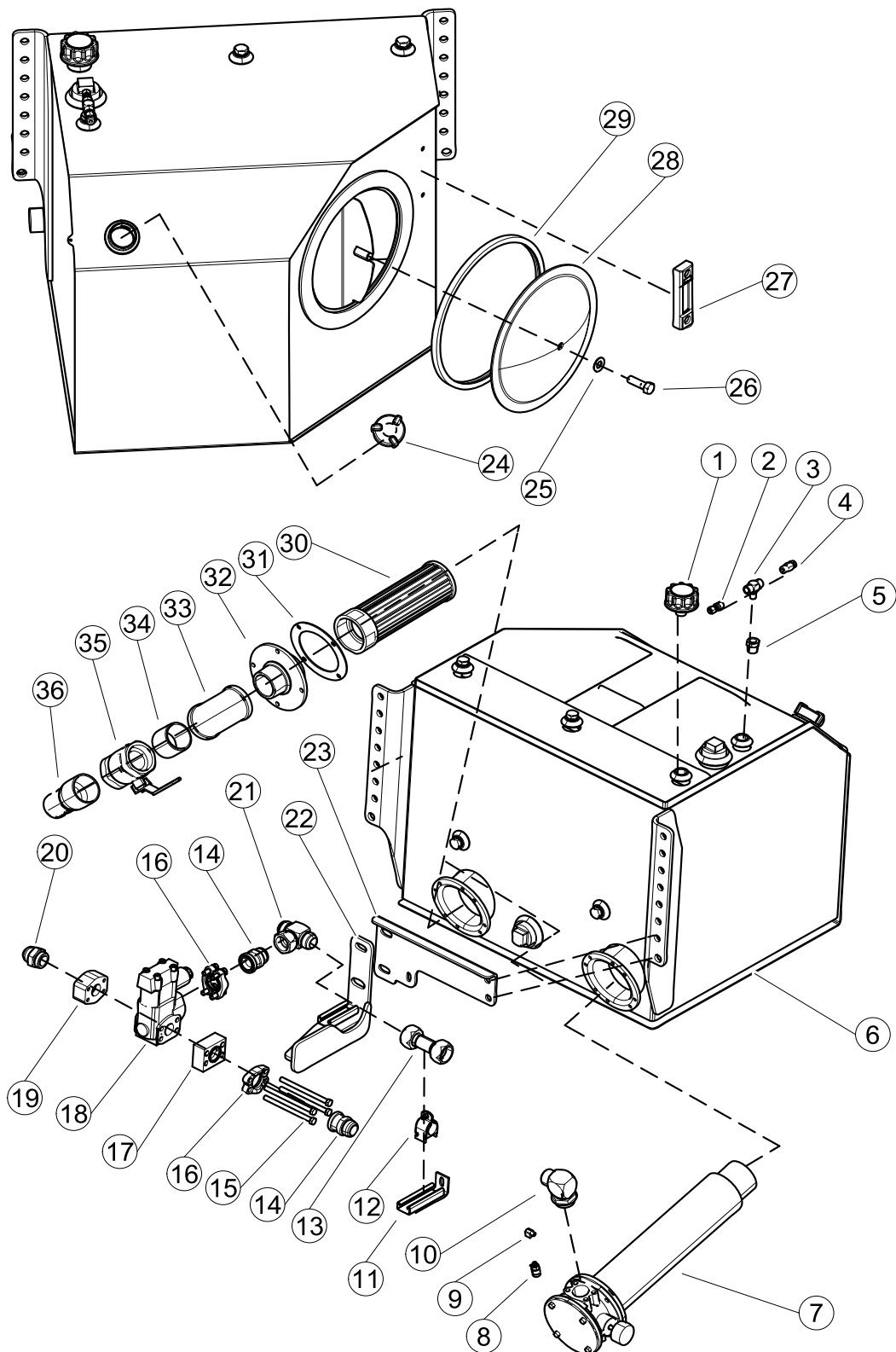


ARM VALVE TO REAR BODY - Automizer with Helping Hand Arm

REF. NO.	PART NO.	DESCRIPTION	QTY.
1	183740	HOSE	1
2	183741	HOSE	1
3	HYF05114	CONNECTOR	2
4	183684	TUBE	1
5	183682	TUBE	1
6	HYF05400	CONNECTOR	2
7	183681	TUBE	1
8	183683	TUBE	1

SECTION 2

OIL RESERVOIR

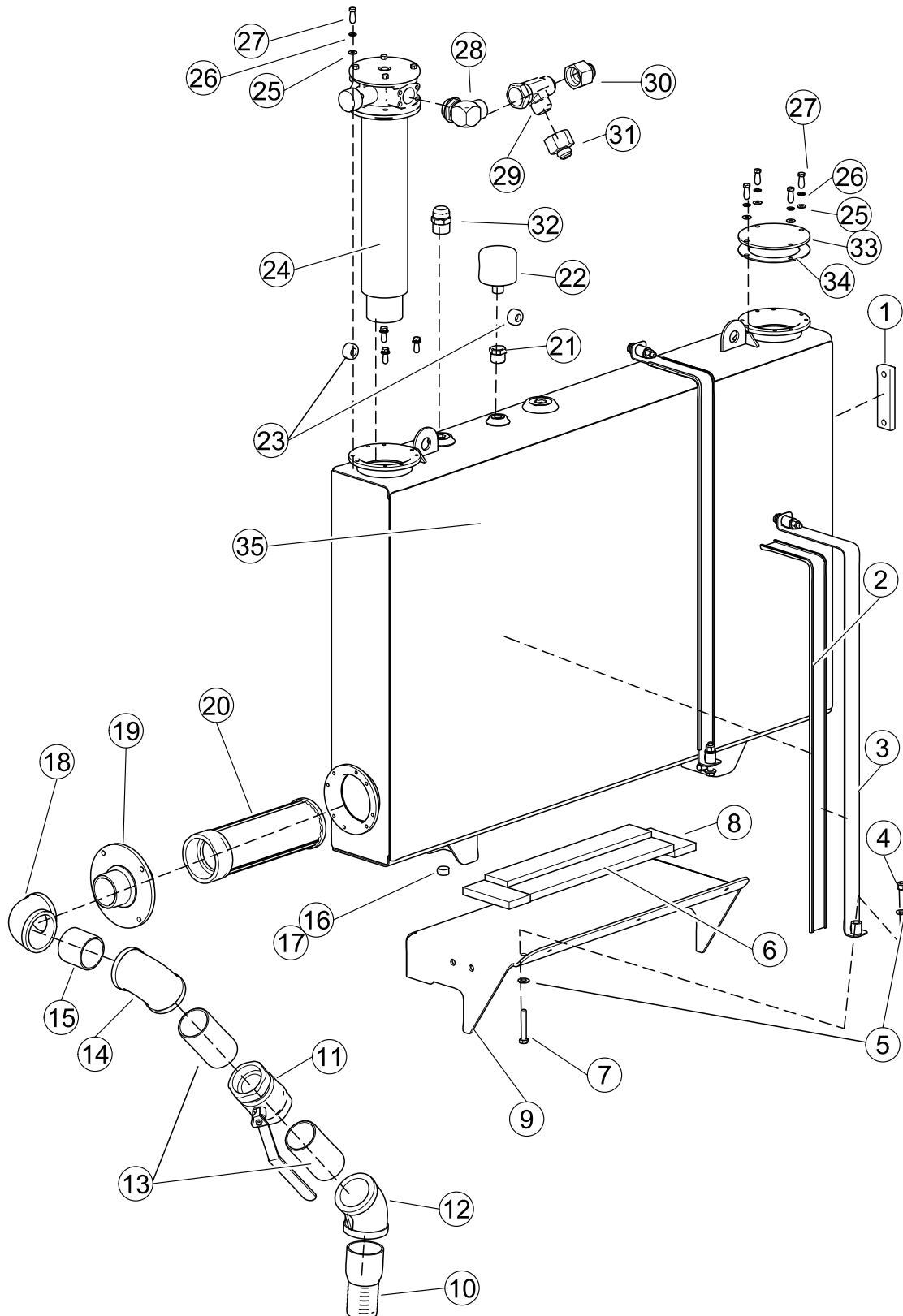


SECTION 2
OIL RESERVOIR

REF. NO.	PART NO.	DESCRIPTION	QTY.
1	PNB02100	CAP, Pressure - 5 psi	1
2	PNF03300	CONNECTOR	1
3	HYF05680	TEE	1
4	PNS01000	CONNECTOR	1
5	PNF08095	ADAPTER	1
6	90133	WELDMENT, Hydraulic Tank - 84 Gallon (Includes Item's 26, 27, 28, 29 & 30)	1
7	HYF20015	ASSEMBLY, Filter	1
	HYJ01610	SEAL, Cover - Square	1
8	PNF07250	ELBOW	1
9	HYF10190	FITTING, Test	1
10	HYF07825	ELBOW	1
11	12667	BRACKET	1
12	HYS00450	CLAMP, Tube	1
13	70186	ASSEMBLY, Tube	1
14	HYF25210	ADAPTER	2
15	QUB04370	BOLT	4
16	HYF00095	KIT, Flange	2
17	HYS01430	BLOCK, Orifice	1
18	HYP01558	VALVE, Dump	1
19	HYS02650	BLOCK, Threaded	1
20	HYF05100	ADAPTER	1
21	HYF05820	TEE	1
22	95506	BRACKET	1
23	152835	BRACKET	1
24	CIB00080	CAP - Brass - Solid	1
25	HYV02300	WASHER - Sealing	1
26	QUB05200	BOLTT	1
27	HYJ00150	GAUGE, Oil Level	1
28	HYV02200	COVER, Clean Out	1
29	HYV02250	SEAL, Clean Out	1
30	HYF15675	STRAINER	1
31	HYF20025	SEAL, Strainer	1
32	26934	ADAPTER. Flange	1
33	HYF13150	ELBOW	1
34	HYF13185	NIPPLE	1
35	HYV01850	VALVE, Ball	1
36	HYF14050	NIPPLE, King	1

SECTION 2

OIL RESERVOIR - Full Eject - AU14116NIA & Above

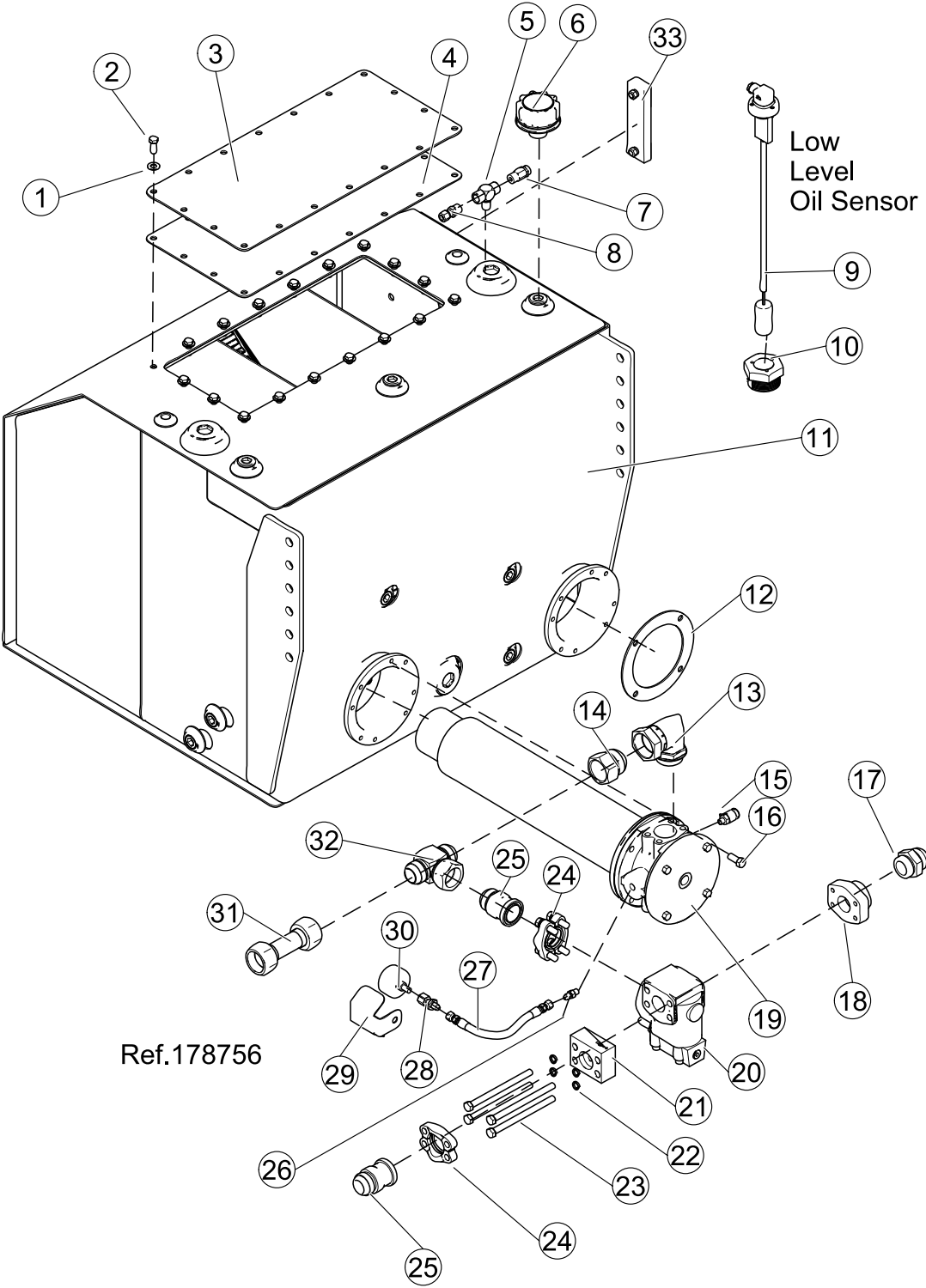


OIL RESERVOIR - Full Eject - AU14116NIA & Above

REF. NO.	PART NO.	DESCRIPTION	QTY.
1	HYJ00150	GAUGE, SIGHT	1
2	CII00110	GUARD, Strap - Rubber	PER FOOT
3	179825	STRAP, Hold Down	2
4	QUE01500	NUT	4
5	QUR01912	WASHER	8
6	CIC01985	PAD	2
7	QUB04828	BOLT	4
8	CIC01975	PAD	2
9	179813	BRACKET, Frame	1
10	HYF14050	NIPPLE, Hose	1
11	HYV01850	VALVE, Ball	1
12	HYF12830	ELBOW	1
13	HYF13188	NIPPLE, Pipe	2
14	HYF03150	ELBOW	1
15	HYF13185	NIPPLE, Pipe	1
16	CIJ00455	SENSOR, Oil Temp.	1
17	HYF01895	ADAPTER	1
18	HYF13150	ELBOW	1
19	26934	FLANGE	1
20	HYF15675	STRAINER	1
21	HYF08400	REDUCER	1
22	HYB00730	FILTER, Filler/Breather	1
23	QUB01300	BUMPER, Rubber	3
24	HYF20014	ASSY, FILTER	1
25	QUR01902	WASHER	8
26	QUR01272	WASHER	8
27	QUB03501	BOLT	8
28	HYF07830	ELBOW	1
29	HYF28070	TEE	1
30	HYF02165	ADAPTER	1
31	HYF02164	ADAPTER	1
32	HYF02300	ADAPTER	1
33	86238	COVER	1
34	HYF20025	SEAL	1
35	176850	WELDMENT, Reservoir	1

SECTION 2

OIL RESERVOIR - Automizer with Helping Hand Arm

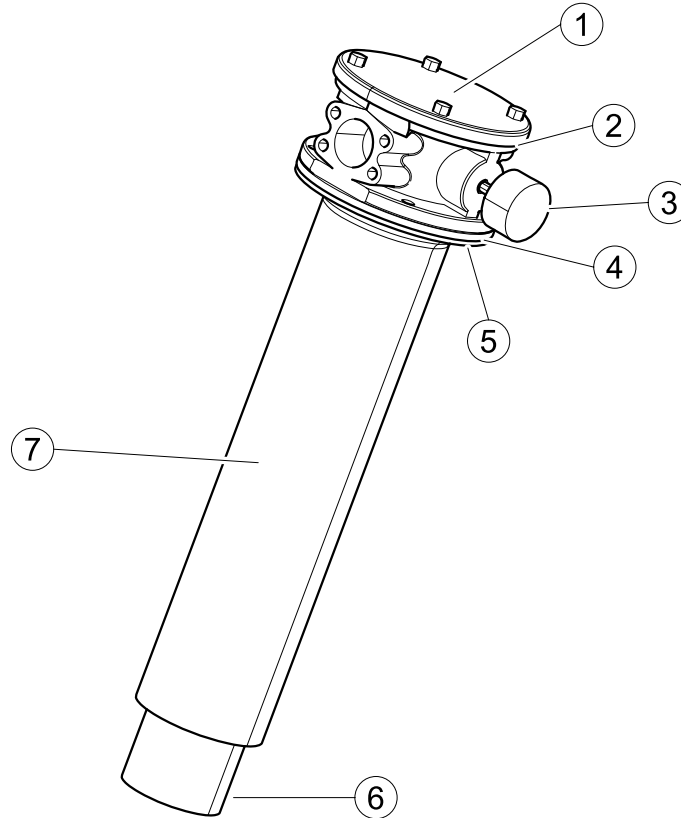


OIL RESERVOIR - Automizer with Helping Hand Arm

REF. NO.	PART NO.	DESCRIPTION	QTY.
1	QUR01555	WASHER	18
2	QUB03401	BOLT	18
3	178381	COVER	1
4	178383	GASKET	1
5	HYF05680	TEE	1
6	HYB00720	CAP, Filler\Breather - 5 PSI	1
7	PNS01000	VALVE, Safety	1
8	PNF03300	CONNECTOR	1
9	31110	SENSOR, Low Oil	1
10	97680	ADAPTER	1
11	178376	WELDMENT, Reservoir - with cover & gasket	1
12	HYF20025	GASKET	1
13	HYF07828	ELBOW	1
14	HYF02166	ADAPTER	1
15	HYF10190	COUPLER, Oil Test	1
16	QUB04205	BOLT	4
17	HYF05100	ADAPTER	1
18	HYS02650	ADAPTER, Flange 1.25 x 20 SAE Female Thread	1
19	HYF20013-01	ASSEMBLY, Filter - 3 Micron - Complete	1
20	HYP01557	VALVE, DUMP	1
21	HYP01430	BLOCK, Orificed - 45 GPM	1
22	QUR01280	WASHER	4
23	QUB04370	BOLT	4
24	HYF00095	ASSEMBLY, Split Flange - 1.250 - Code 61	2
25	HYF25210	ADAPTER	2
26	HYF00900	ADAPTER	1
27	180309	HOSE	1
28	HYF19950	CONNECTOR	1
29	152963	GUARD	1
30	HYJ01050	GAGE, Indicator	1
31	70186	TUBE	1
32	HYF05820	TEE	1
33	HYJ00150	LEVEL GAGE	1

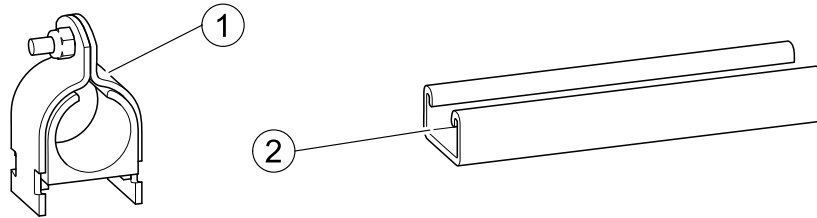
SECTION 2

RETURN FILTER - HYF20014 and HYF20013-01



REF. NO.	PART NO.	DESCRIPTION	QTY.
1	HYF20016	COVER (Includes 25 PSI Bypass)	1
2	HYF20017	O-RING (Located under Cover)	1
3	HYJ01050	GAUGE	1
4	HYJ01610	O-RING (Square - Housing to Canister)	1
5	HYF20025	GASKET (Flat - Canister to Tank Flange)	1
6	HYF20018	VALVE, Bypass (Located on Bottom of Filter)	1
7	HYF20014-01	ASSEMBLY, Filter - Complete - 5 micron	1
	HYF20030-02	ELEMENT, Replacement - 10 Micron	1
	HYF20029	ELEMENT, Replacement - 5 Micron - Std	1
	HYF20034	ELEMENT, Replacement - 3 Micron	1
	HYF20013-01	ASSEMBLY, Filter - Complete - 3 Micron ¹	

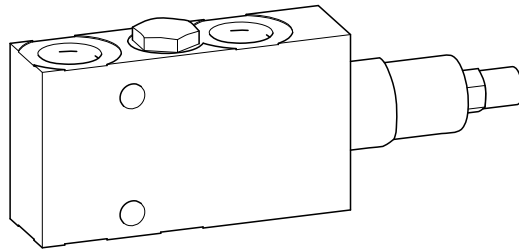
CLAMPS and ACCESSORIES



REF. NO.	PART NO.	DESCRIPTION	QTY.
1	HYS00150	TUBE or HOSE O.D. =.38"	A/R
	HYS00200	TUBE or HOSE O.D. =.50"	A/R
	HYS00250	TUBE or HOSE O.D. =.62"	A/R
	HYS00300	TUBE or HOSE O.D. =.75"	A/R
	HYS00305	TUBE or HOSE O.D. =1.05"	A/R
	HYS00400	TUBE or HOSE O.D. =1.00"	A/R
	HYS00425	TUBE or HOSE O.D. =1.12"	A/R
	HYS00450	TUBE or HOSE O.D. =1.25"	A/R
	HYS00453	TUBE or HOSE O.D. =1.38"	A/R
	HYS00455	TUBE or HOSE O.D. =1.50"	A/R
	HYS00460	TUBE or HOSE O.D. =.84"	A/R
	HYS00490	TUBE or HOSE O.D. =1.62"	A/R
	HYS00500	TUBE or HOSE O.D. =1.75"	A/R
	HYS00550	TUBE or HOSE O.D. =2.00"	A/R
	HYS00560	TUBE or HOSE O.D. =2.50"	A/R
	HYS00565	TUBE or HOSE O.D. =3.12"	A/R
	HYS00566	TUBE or HOSE O.D. =3.62"	A/R
2	HYS00570	CLAMP, Rail - 10 Foot	A/R

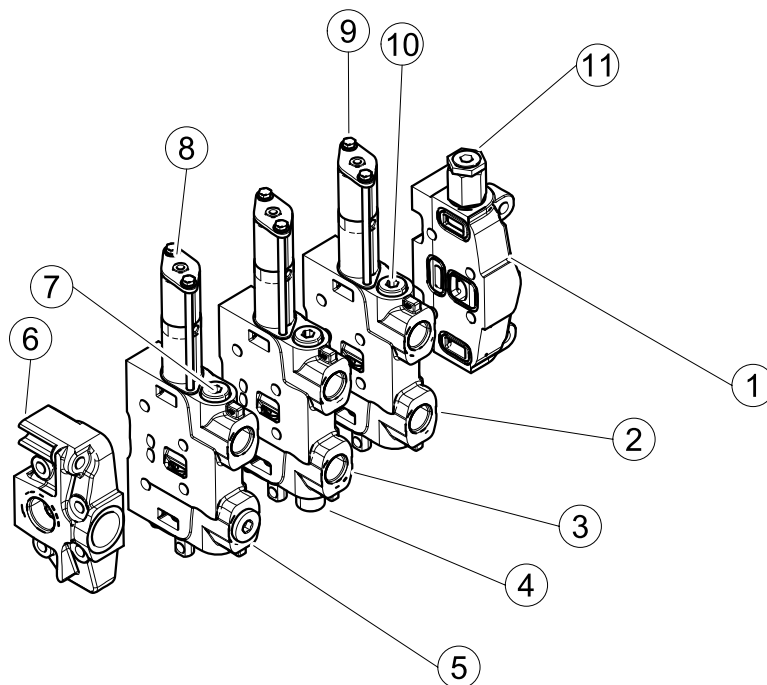
SECTION 3

HOLDING VALVE - HYV02670



REF. NO.	PART NO.	DESCRIPTION	QTY.
	HYV02670	ASSEMBLY, Holding Valve - Complete	1

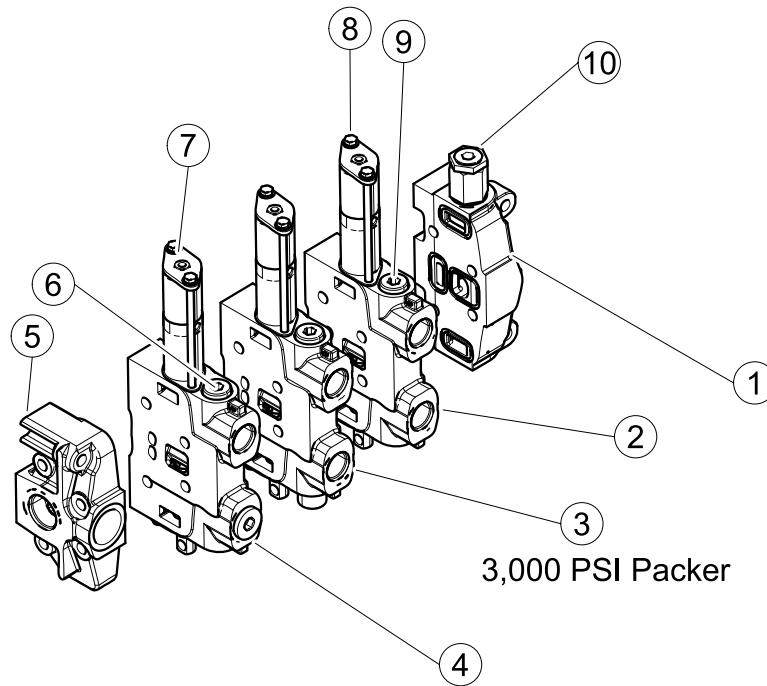
CONTROL VALVE HYV05120 - Air Actuated



REF. NO.	PART NO.	DESCRIPTION	QTY.
1	HYV05111	SECTION, Inlet	1
2	HYV05121	SECTION, Tailgate Lift	1
3	HYV05122	SECTION, Packer	1
4	HYV05719	CARTRIDGE, Relief - 1,500 PSI	1
5	HYV05123	SECTION, Body Hoist	1
6	HYV05113	SECTION, Outlet	1
7	HYV05718	CARTRIDGE, Relief - 1,700 PSI	1
8	HYA00120	ACTUATOR, Air - Pack or Body Hoist	2
9	HYA00122	ACTUATOR, Air - Tailgate Lift	1
10	HYV05115	CARTRIDGE, Velocity Fuse	1
11	HYV05702	CARTRIDGE, Main Relief - 3,000 PSI	1
	HYV05120	ASSEMBLY, Valve - Complete	1
	HYJ04104	KIT, Section Seal	3
	HYJ04108	KIT, Spool Seal	A/R
	HYV02887	Spool Dust Boot	A/R
	HYV05732	KIT, Stud - 3 Section	1

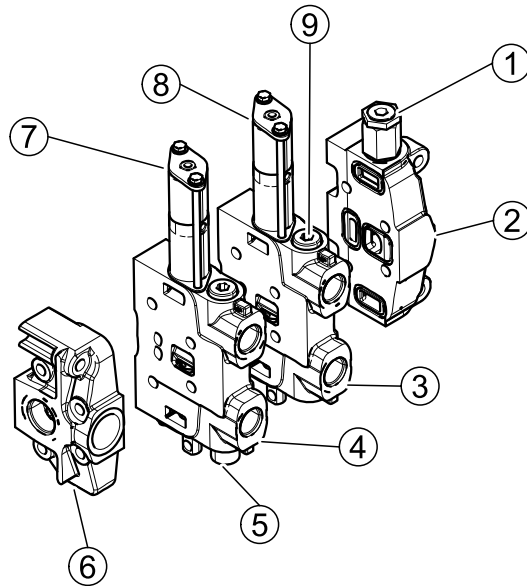
SECTION 3

CONTROL VALVE HYV05197 - Air Actuated



REF. NO.	PART NO.	DESCRIPTION	QTY.
1	HYV05111	SECTION, Inlet	1
2	HYV05138	SECTION, Tailgate Lift	1
3	HYV05209	SECTION, Packer	1
4	HYV05123	SECTION, Body Hoist	1
5	HYV05113	SECTION, Outlet	1
6	HYV05718	CARTRIDGE, Relief - 1,700 PSI	1
7	HYA00120	ACTUATOR, Air - Pack or Body Hoist	2
8	HYA00122	ACTUATOR, Air - Tailgate Lift	1
9	HYV05115	CARTRIDGE, Velocity Fuse	1
10	HYV05702	CARTRIDGE, Main Relief - 3,000 PSI	1
11	HYV05197	ASSEMBLY, Valve - Complete	1
	HYJ04104	KIT, Section Seal	3
	HYJ04108	KIT, Spool Seal	A/R
	HYV05732	KIT, Stud 3 Section	1
	HYV02887	Spool Dust Boot	A/R

CONTROL VALVE - Air Actuated - Full Eject Unit

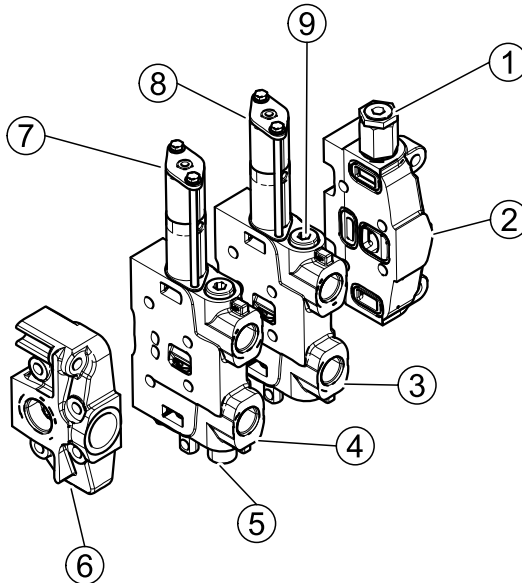


REF. NO.	PART NO.	DESCRIPTION	QTY.
1	HYV05702	CARTRIDGE, Main Relief - 3,000 PSI	1
2	HYV05111	SECTION, Inlet	1
3	HYV05121	SECTION, Tailgate Lift	1
4	HYV05122	SECTION, Packer	1
5	HYV05719	CARTRIDGE, Relief - 1,500 PSI	1
6	HYV05113	SECTION, Outlet	1
7	HYA00120	ACTUATOR, Air - Packer	1
8	HYA00122	ACTUATOR, Air - Tailgate Lift	1
9	HYV05115	CARTRIDGE, Velocity Fuse	1
	HYV05169	ASSEMBLY, Valve - Complete	1
	HYJ04104	KIT, Section Seal	2
	HYV05733	KIT, Stud - 2 Section	1
	HYV02887	Spool Dust Boot	A/R

SECTION 3

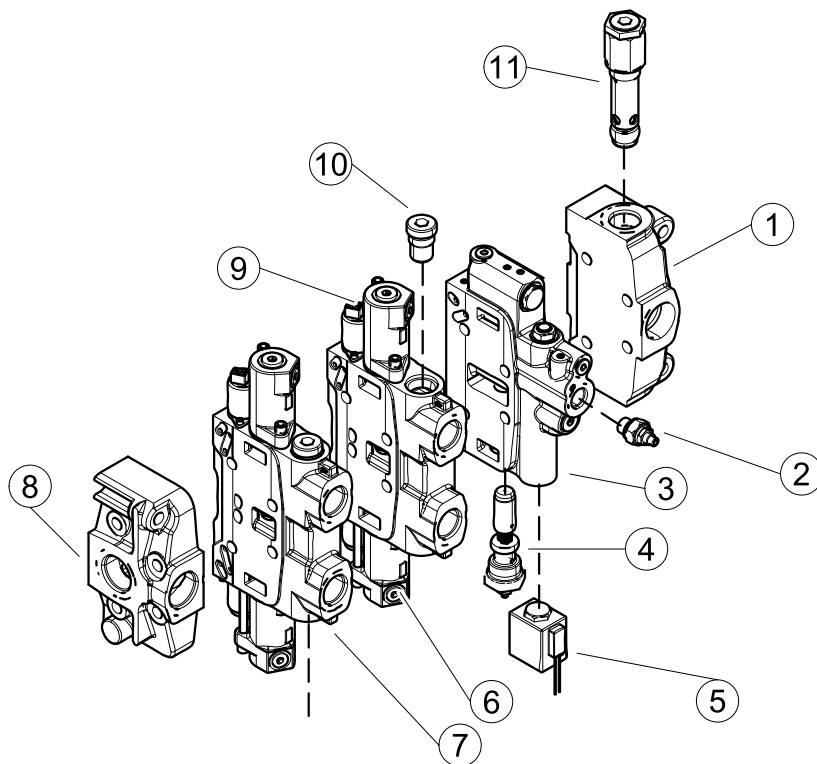
CONTROL VALVE - Air Actuated - Full Eject Unit

Used on Full Ejection
Units AU14116NIA
and After



REF. NO.	PART NO.	DESCRIPTION	QTY.
1	HYV05702	CARTRIDGE, Main Relief - 3,000 PSI	1
2	HYV05111	SECTION, Inlet	1
3	HYV05209	SECTION, Tailgate Lift	1
4	HYV05714	SECTION, Packer	1
5	HYV05719	CARTRIDGE, Relief - 1,500 PSI	1
6	HYV05113	SECTION, Outlet	1
7	HYA00120	ACTUATOR, Air - Packer	1
8	HYA00122	ACTUATOR, Air - Tailgate Lift	1
9	HYV05115	CARTRIDGE, Velocity Fuse	1
	HYV05205	ASSEMBLY, Valve - Complete	1
	HYJ04104	KIT, Section Seal	2
	HYV05733	KIT, Stud - 2 Section	1
	HYV02887	Spool Dust Boot	A/R

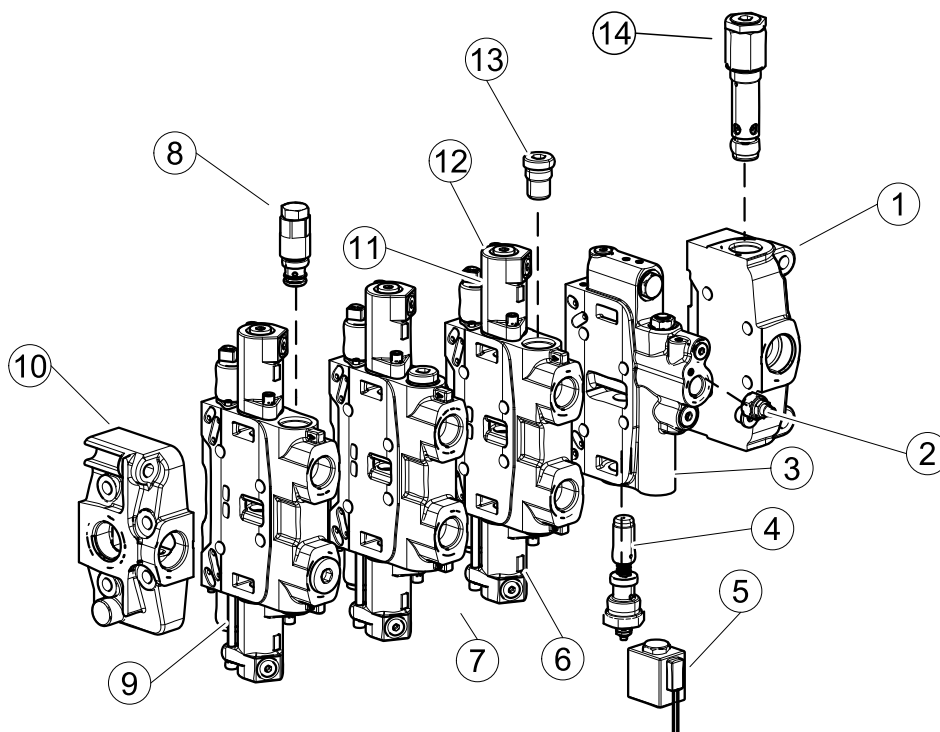
CONTROL VALVE - Electric Actuated -HYV05206



REF. NO.	PART NO.	DESCRIPTION	QTY.
1	HYV05111	SECTION, Inlet	1
2	HYV05706	CARTRIDGE, Pressure Reducer	1
3	HYV05101-01	SECTION, Pilot Pressure	1
4	HYV05704	CARTRIDGE, Pilot Pressure	1
5	HYV05700	SOLENOID, Pilot Pressure	1
6	HYV05102	SECTION, Tailgate Lift	1
7	HYV05191	SECTION, Packer	1
8	HYV05113	SECTION, Outlet	1
9	HYV05712	SOLENOID, Section	1
10	HYV05115	CARTRIDGE, Velocity Fuse	6
11	HYV05702	CARTRIDGE, Main Relief - 3,000 PSI	1
	HYJ04102	SEAL KIT, Between Sections	A/R
	HYJ04107	SEAL KIT, Main Relief (Item 3)	1
	HYJ04106	SEAL KIT, Port Relief Cartridge (Item 10)	A/R
	HYJ04101	SEAL KIT, Section Solenoid	A/R
	HYV05199	ASSY., Valve - Complete - 2 Section	1

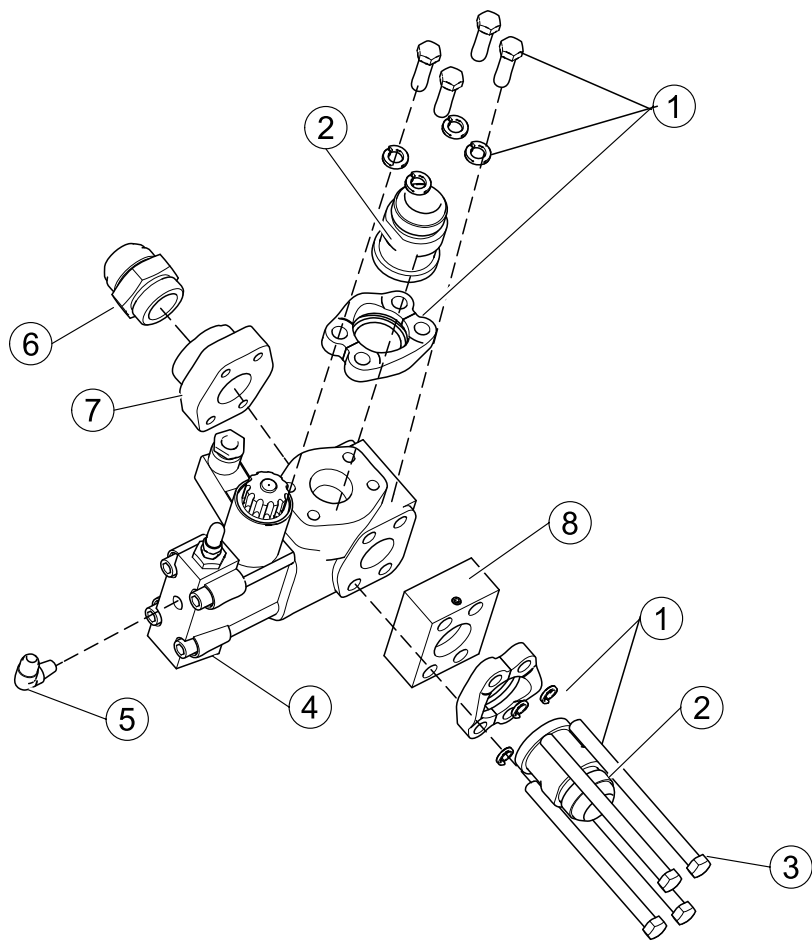
SECTION 3

CONTROL VALVE - Electric Actuated - HYV05199



REF. NO.	PART NO.	DESCRIPTION	QTY.
1	HYV05111	SECTION, Inlet	1
2	HYV05706	CARTRIDGE, Pressure Reducer	1
3	HYV05101-01	SECTION, Pilot Pressure	1
4	HYV05704	CARTRIDGE, Pilot Pressure	1
5	HYV05700	SOLENOID, Pilot Pressure	1
6	HYV05102	SECTION, Tailgate Lift	1
7	HYV05191	SECTION, Packer	1
8	HYV05126	SECTION, Body Hoist	1
9	HYV05113	SECTION, Outlet	1
10	HYV05718	CARTRIDGE, Relief - 1,700 PSI	1
11	HYV05712	SOLENOID, Section	1
12	HYV05115	CARTRIDGE, Velocity Fuse	6
13	HYV05702	CARTRIDGE, Main Relief - 3,000 PSI	1
	HYJ04102	SEAL KIT, Between Sections	A/R
	HYJ04107	SEAL KIT, Main Relief (Item 3)	1
	HYJ04106	SEAL KIT, Port Relief Cartridge (Item 10)	A/R
	HYJ04101	SEAL KIT, Section Solenoid	A/R
	HYV05199	ASSY., Valve - Complete - 3 Section	1

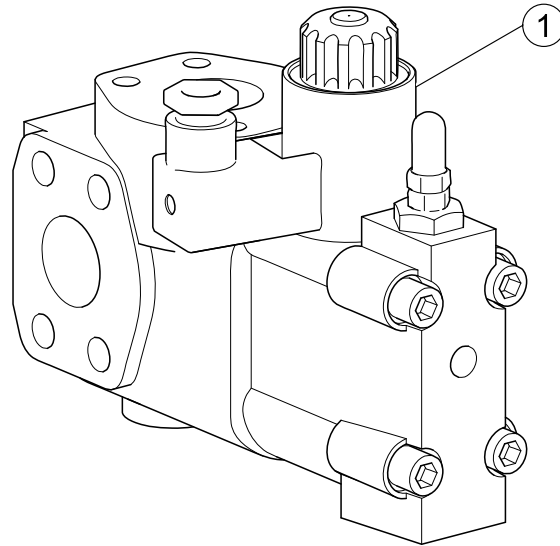
DUMP VALVE ASSEMBLY- Full Eject.



REF. NO.	PART NO.	DESCRIPTION	QTY.
1	HYF00095	KIT, Flange	2
2	HYF25210	ADAPTER	2
3	QUB04370	BOLT	4
4	HYP01579	VALVE, Dump	1
5	HYF03700	ELBOW	1
6	HYF05100	ADAPTER	1
7	HYF02650	FLANGE, Adapter	1
8	HYP01430	BLOCK, Orificed	1

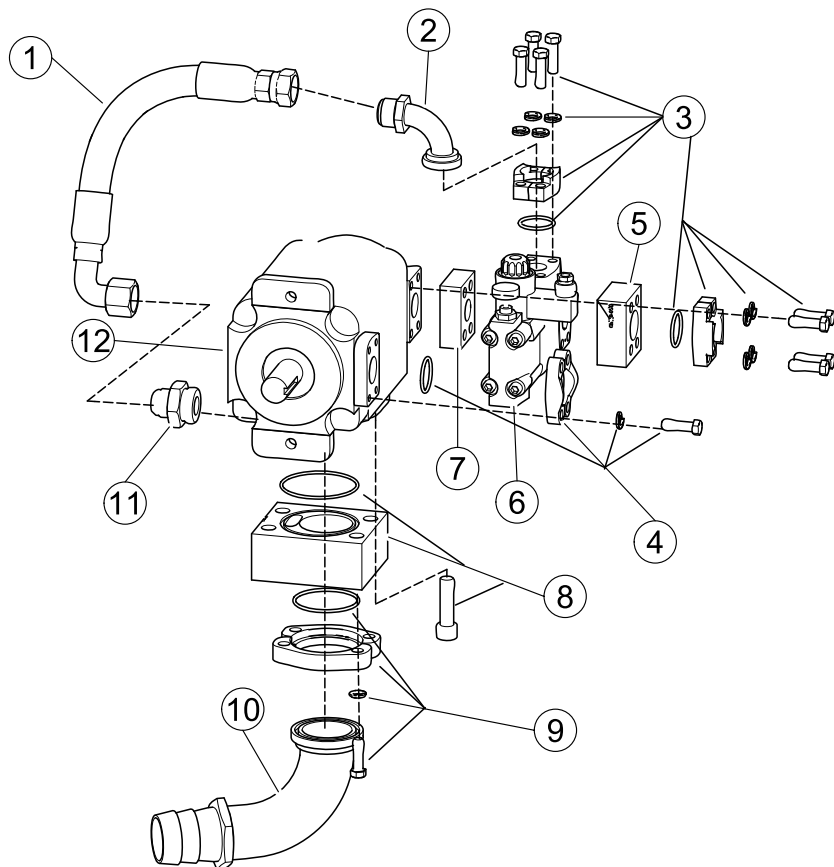
SECTION 3

DUMP VALVE - HYP01579 - Full Eject



REF. NO.	PART NO.	DESCRIPTION	QTY.
1	HYP01563 HYP01579	CARTRIDGE W/Solenoid VALVE, Dump - Complete	1 1

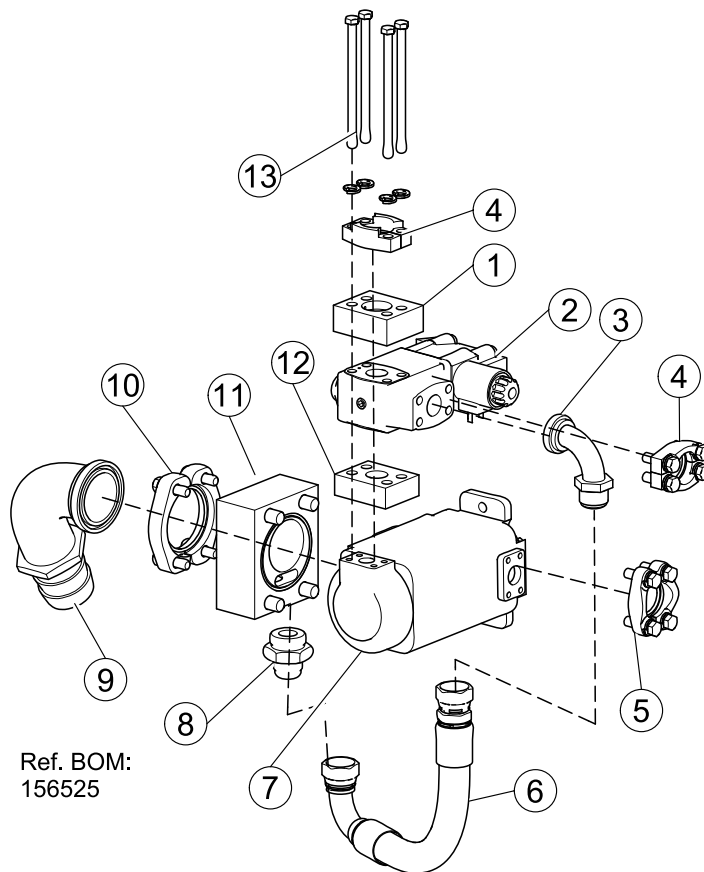
PUMP HYP1496-01



REF. NO.	PART NO.	DESCRIPTION	QTY.
1	78386	HOSE	1
2	HYF02500	ELBOW	1
3	HYF00080	KIT, Flange	2
4	HYF00095	KIT, Flange	1
5	HYP01425-02	BLOCK, Orificed - 15 GPM	1
6	HYP01567	REGULATOR	1
7	HYP01550	BLOCK, Adapter	1
8	HYF25450	BLOCK, Adapter	1
9	HYF00097	KIT, FLANGE	1
10	HYF25500	ELBOW	1
11	HYF08555	ADAPTER	1
12	HYP01496-01	PUMP	1
	HYP01458	CARTRIDGE, Pump - 35 GPM	1
	HYP01466	CARTRIDGE, Pump - 28 GPM	1
	HYJ01476	KIT, Seal - Pump	1
	HYJ01471	KIT, Seal - Shaft	1

SECTION 4

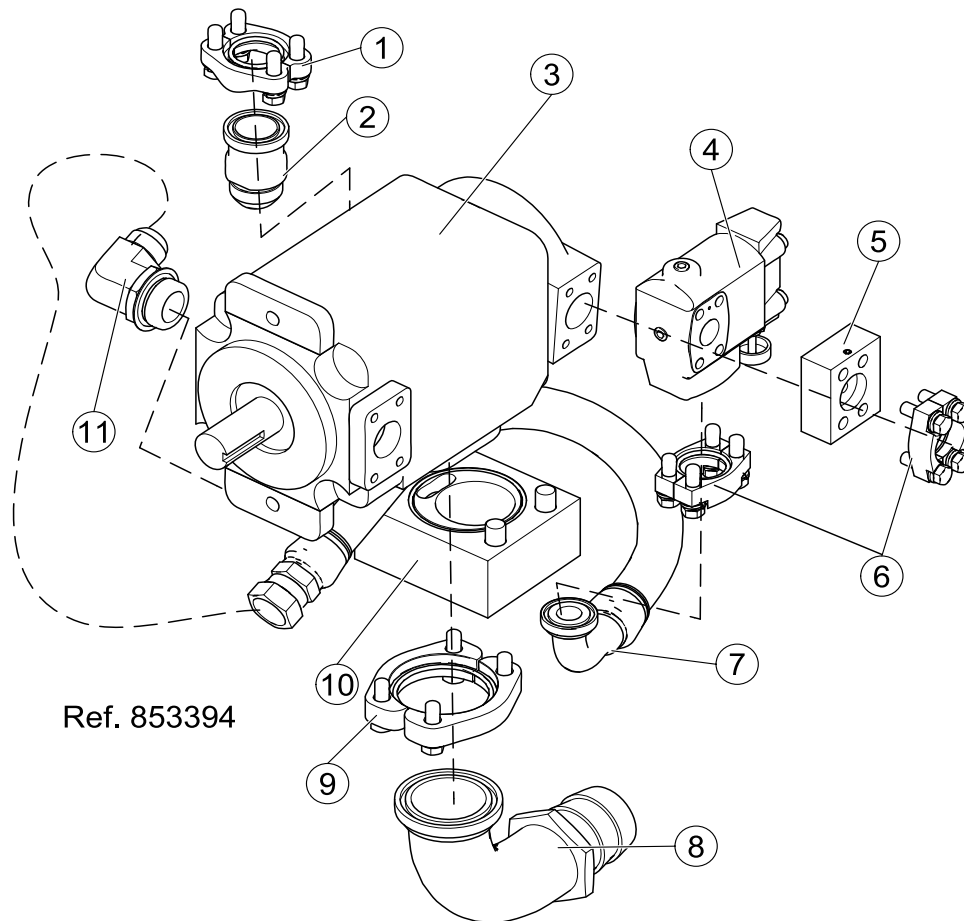
PUMP HYP01499



Ref. BOM:
156525

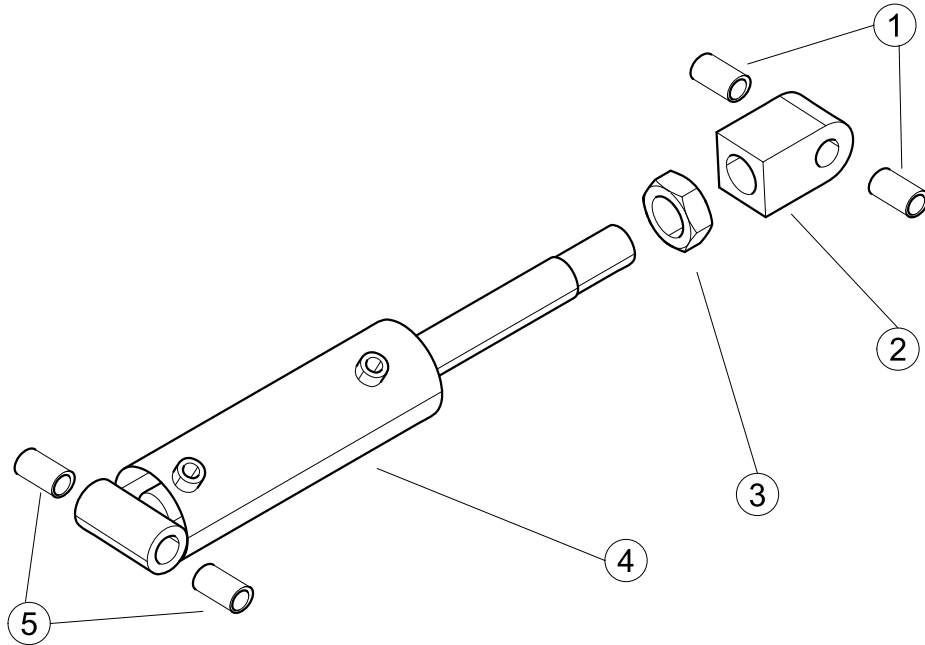
REF. NO.	PART NO.	DESCRIPTION	QTY.
1	HYP01425-02	BLOCK, Orifice - 15 GPM	1
2	HYP01567	REGULATOR	1
3	HYF25000	ELBOW - 1" JIC	1
4	HYF00080	KIT, Flange - 1" Code 61	2
5	HYF00095	KIT, Flange - 1/4" Code 61	1
6	175759	HOSE	1
7	HYP01499	PUMP - 42-28 CCW	1
8	HYF08555	ADAPTER	1
9	HYF25500	ELBOW - 2.5" ID Hose	1
10	HYF00097	KIT, Flange - 2 1/2" Code 61	1
11	25450	BLOCK, Adapter	1
12	HYP01550	BLOCK, Adapter	1
13	QUB04167	BOLT	4
	HYP01462	CARTRIDGE, Pump - 42 GPM	1
	HYP01466	CARTRIDGE, Pump - 28 GPM	1
	HYJ01476	KIT, Seal - Pump	1
	HYJ01471	KIT, Seal - Shaft	1

PUMP HYP01498 - Used on Automizer with Helping Hand Arm



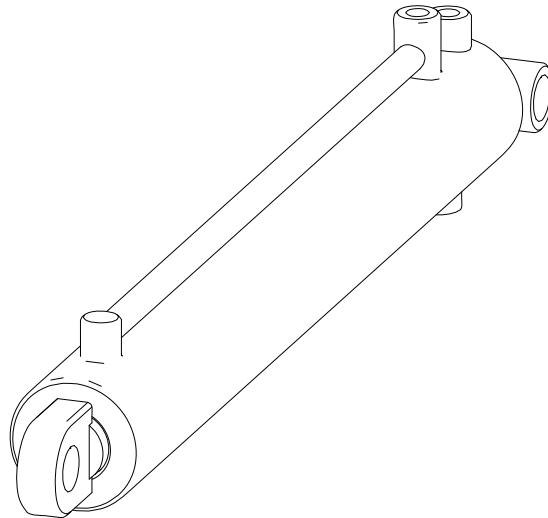
Ref. 853394

REF. NO.	PART NO.	DESCRIPTION	QTY.
1	HYF00095	KIT, Split Flange - 1.25 - Code 61	1
2	HYF25210	ADAPTER - 1.250 - 20 JICM	1
3	HYP01498	Pump, T6DC-35-28 CW	1
4	HYP01564	VALVE, Dump	1
5	HYP01425-02	BLOCK, Orificed 15 GPM	1
6	HYF00080	KIT, Split Flange - 1.000 - Code 61	2
7	178959	HOSE	1
8	HYF25500	ELBOW, Suction - 2.500 X 2.5 ID Hose	1
9	HYF00097	KIT, Split Flange - 2.500 - Code 61	1
10	HYF25450	ADAPTER BLOCK	1
11	HYF07700	ELBOW	1

SECTION 5**CHUTE CYLINDER**

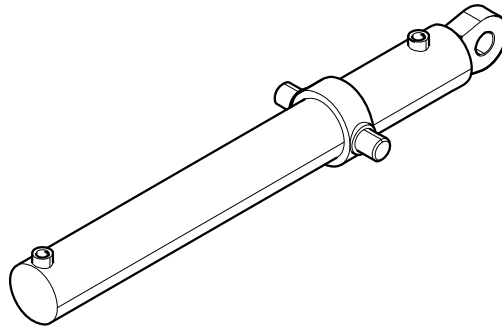
REF. NO.	PART NO.	DESCRIPTION	QTY.
1	HYC15000	BEARING	2
2	HYC15002	END, Rod	1
3	97190	NUT	1
4	HYC00349	ASSEMBLY, Cylinder - Complete	1
5	HYC15001	BEARING	2

PACKER CYLINDERS



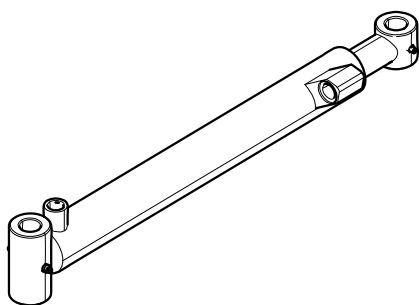
REF. NO.	PART NO.	DESCRIPTION	QTY.
	HYC00507-01	ASSEMBLY, Cylinder - Chrome	2
	HYJ03350	KIT, Seal (HYC00507-01 Only)	1
	HYC00516	ASSEMBLY, Cylinder - Nitrited Rod and Scraper	2
	HYJ00516	KIT, Seal (HYC00516 Only)	1

SECTION 5**BODY HOIST CYLINDER**



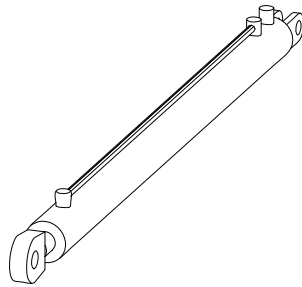
REF. NO.	PART NO.	DESCRIPTION	QTY.
	HYC01450-02	ASSEMBLY, Cylinder - 27 YD	1
	HYC01425-02	ASSEMBLY, Cylinder - 20 YD	1
	HYC01452	ASSEMBLY, Cylinder - 27 YD - Top Ported	1
	HYJ01452	KIT, SEAL	1
	HYC01424	ASSEMBLY, Cylinder - Automizer with Helping HAnd Arm	

CRUSHER PANEL CYLINDER



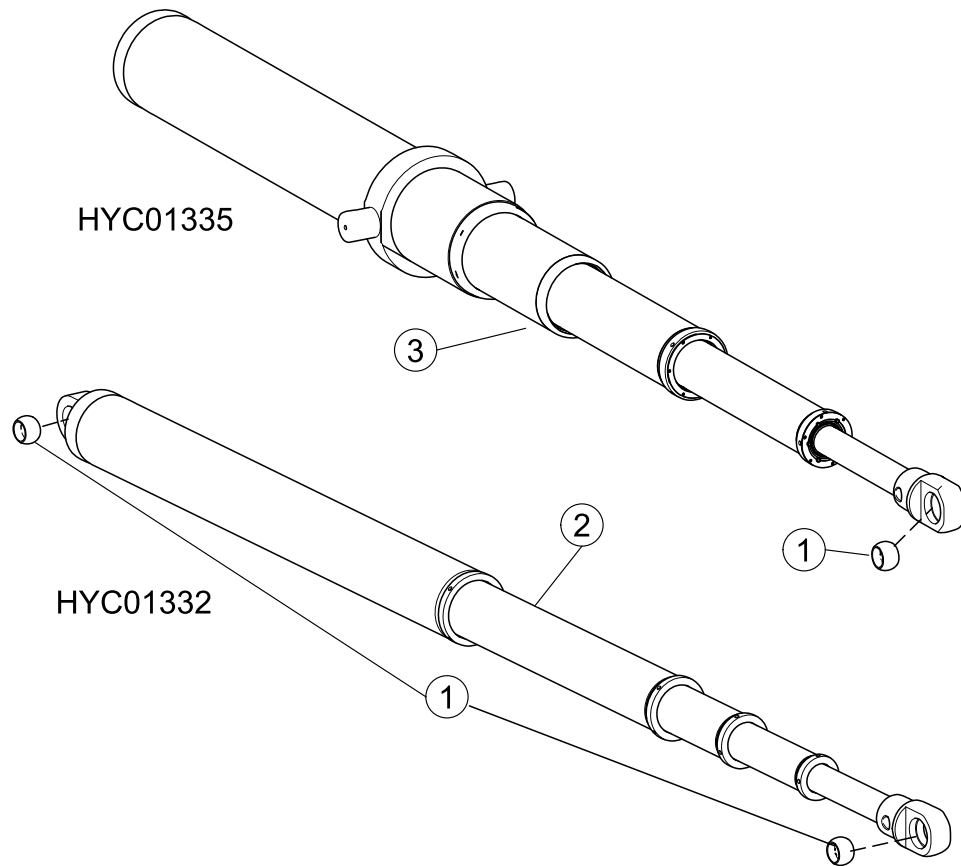
REF. NO.	PART NO.	DESCRIPTION	QTY.
	HYC00198-01	ASSEMBLY, Cylinder (Chrome Rod)	2
	HYJ00198	KIT, Seal (HYC00198-01 Only)	2
	HYC00208	ASSEMBLY, Cylinder (Nitrited Rod)	1

SECTION 5**TAILGATE LIFT CYLINDER**



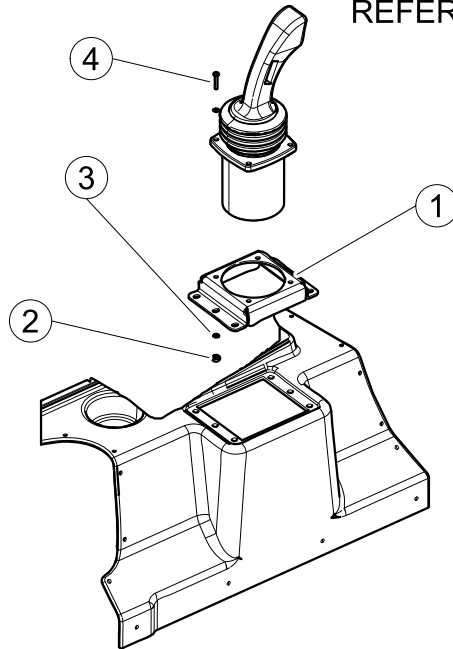
REF. NO.	PART NO.	DESCRIPTION	QTY.
	HYC00320-03	ASSEMBLY, Cylinder (Chromed Rod)	2
	HYJ00383	KIT, Seal (HYC00320-03 Only)	1
	HYC00322	ASSEMBLY, Cylinder (Nitrited Rod)	2

PACKER CYLINDERS - FULL EJECT UNITS



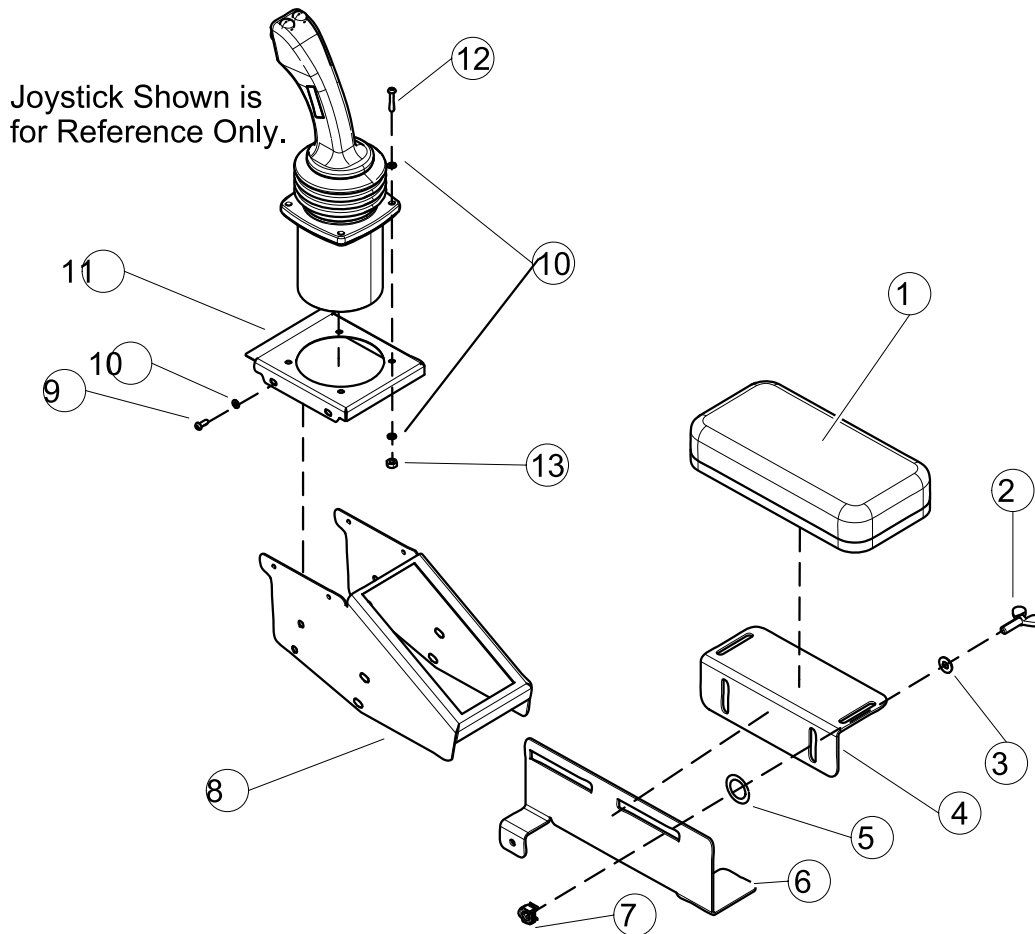
REF. NO.	PART NO.	DESCRIPTION	QTY.
1	QUR00617	BEARING	A/R
2	HYC01332	ASSEMBLY, Cylinder - Complete AU14116NIA and After	1
	HYJ01332	KIT, Seal - Complete, for HYC01332	1
3	HYC01335	ASSEMBLY, Cylinder - Complete Units Before AU14116NIA	
	HYV08113	CARTRIDGE, Sequence (Internal)	1
	HYJ01335	KIT, Seal - Complete, for HYC01335	1

SECTION 6**JOYSTICK MOUNT - AUTOCAR**

JOYSTICK SHOWN IS FOR
REFERENCE ONLY.

REF. NO.	PART NO.	DESCRIPTION	QTY.
1	77307	BRACKET, Mounting	1
2	QUE01070	NUT	4
3	QUR01725	WASHER	8
4	QUV01610	BOLT	4

JOYSTICK MOUNT - PETERBILT

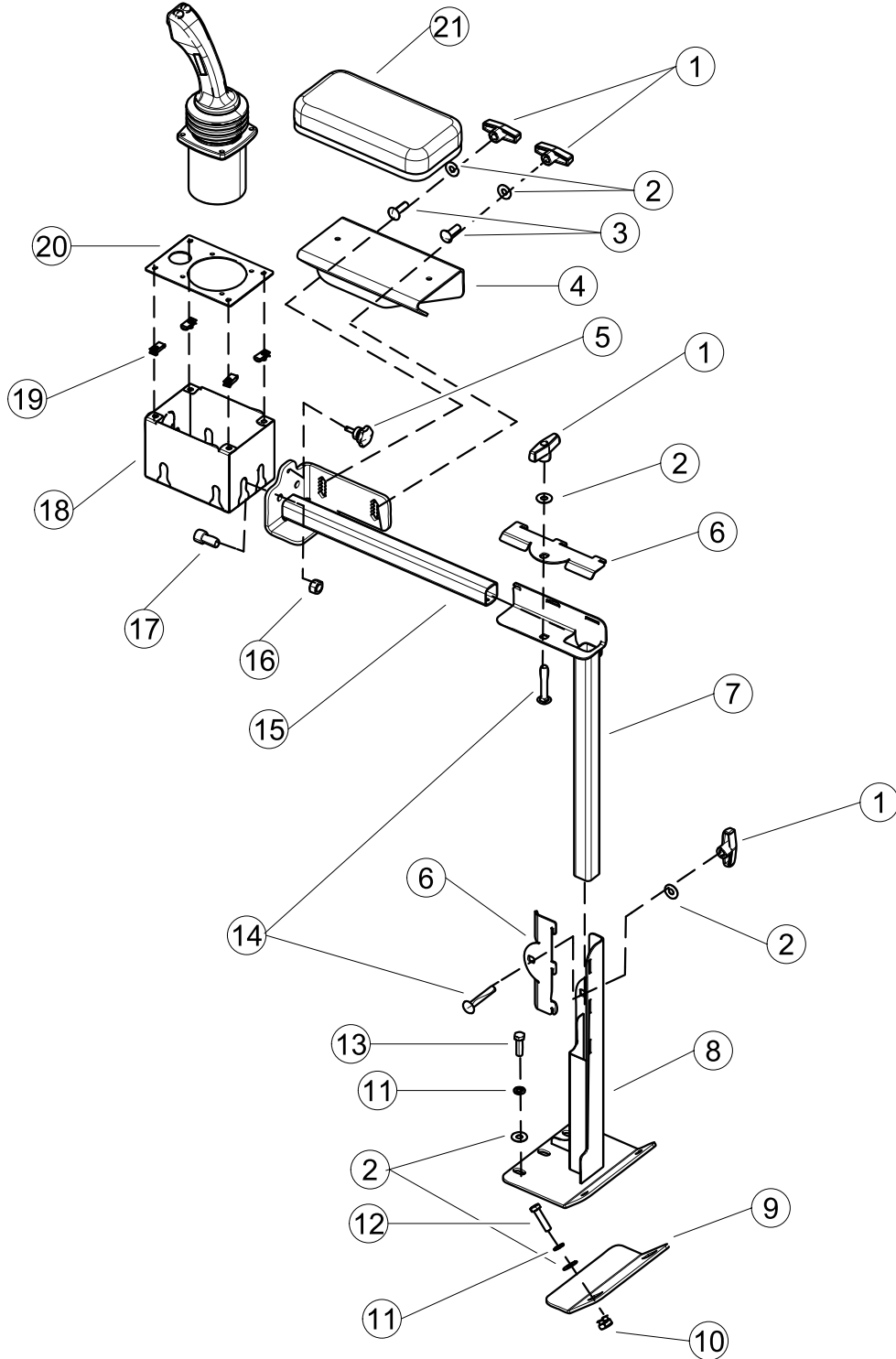


REF. NO.	PART NO.	DESCRIPTION	QTY.
1	34006	ARM REST, Cushioned	1
2	QUV06000	BOLT, Wing	2
3	QUR01800	WASHER	2
4	90604	BRACKET	1
5	QUR02010	WASHER	2
6	90631	BRACKET	1
7	QUV03406	NUT, Tinnerman	2
8	120843	CONSOLE	1
9	QUV00710	BOLT	4
10	QUR01725	WASHER	12
11	90642	PLATE, Adapter	1
12	QUV01610	BOLT	4
13	QUE01070	NUT	4

SECTION 6

JOYSTICK MOUNT - ADJUSTABLE - INTERNATIONAL

Joystick is
reference only

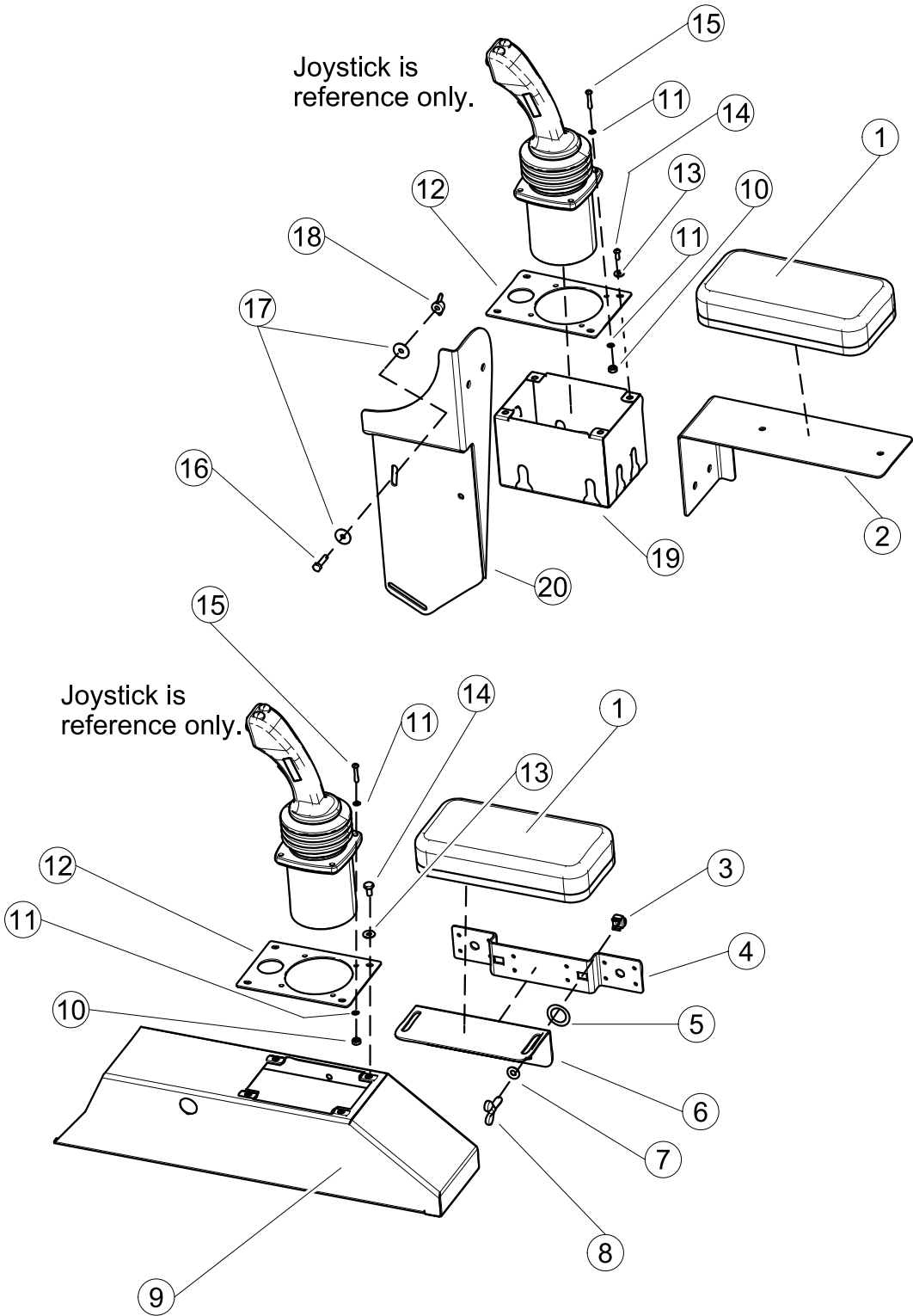


JOYSTICK MOUNT - ADJUSTABLE - INTERNATIONAL

REF. NO.	PART NO.	DESCRIPTION	QTY.
1	QUB08960	KNOB	4
2	QUR01900	WASHER	6
3	QUB11940	BOLT	2
4	93211	BRACKET, Arm Rest	1
5	QUB08940	KNOB	1
6	76683	BRACKET, Clamp	2
7	93212	BRACKET, Up/Down Slide	1
8	76689	BRACKET, Pedestal	1
9	93183	BRACKET, Floor	1
10	QUV03407	NUT, Tinnerman	10
11	QUR01275	WASHER	5
12	QUB03600	BOLT	2
13	QUB03500	BOLT	3
14	QUB11965	BOLT	2
15	97594	BRACKET, Horizontal Slide	1
16	QUE00500	NUT	2
17	QUB05360	BOLT	2
18	98020	CONSOLE	1
19	QUV03420	NUT, Clip	4
20	98022	PLATE, Adapter	1
21	34006	ARM REST, Cushioned	1

SECTION 6

DUAL JOYSTICK MOUNT - MACK LE

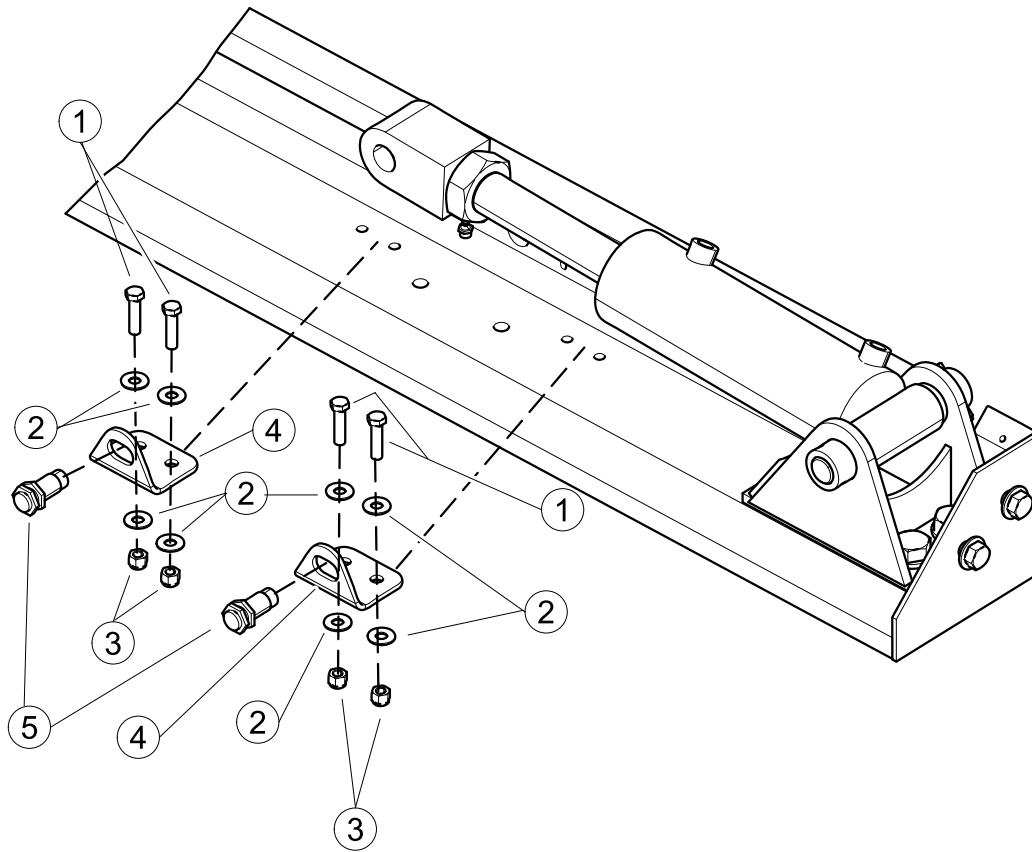


DUAL JOYSTICK MOUNT - MACK LE

REF. NO.	PART NO.	DESCRIPTION	QTY.
1	34006	ARM REST, Cushioned	2
2	93237	BRACKET	1
3	QUV03406	NUT, Tinnerman	2
4	120996	BRACKET	1
5	QUR02010	BRACKET	2
6	90604	BRACKET	1
7	QUR01800	WASHER	2
8	QUV06000	BOLT, Wing	2
9	121056	CONSOLE	1
10	QUE01070	NUT	8
11	QUR01725	WASHER	16
12	98022	PLATE, Adapter	2
13	QUR01600	WASHER	8
14	QUV01900	BOLT	8
15	QUV01610	BOLT	8
16	QUB05339	BOLT	3
17	QUR01692	WASHER	6
18	QUE13925	NUT, Wing	3
19	98020	CONSOLE	1
20	93208	BRACKET	1

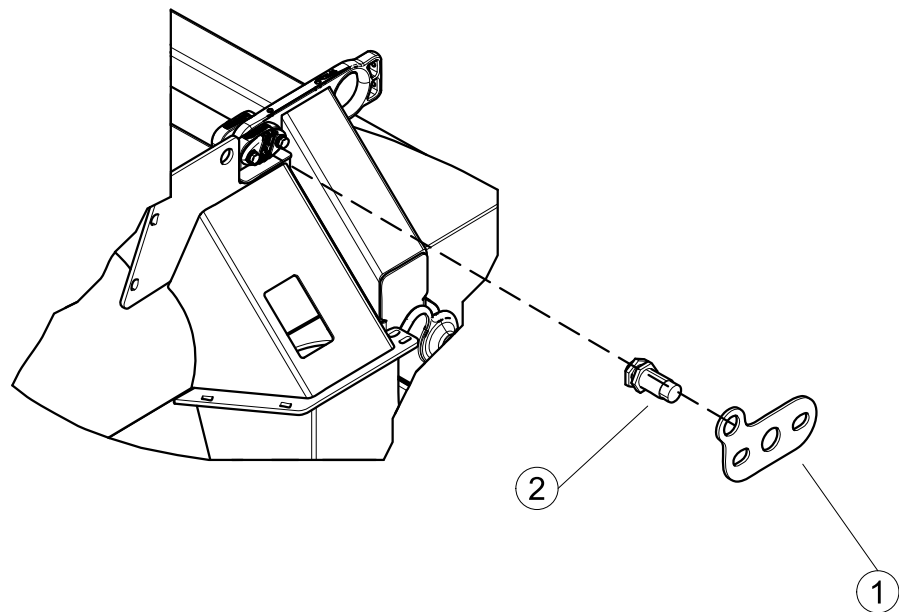
SECTION 7

CHUTE PROXIMITY SENSORS



REF. NO.	PART NO.	DESCRIPTION	QTY.
1	QUB03600	BOLT	4
2	QUR01900	WASHER	8
3	QUE01300	NUT	4
4	152171	BRACKET, Proximity Sensor	2
5	45103-03	SENSOR, Proximity	2

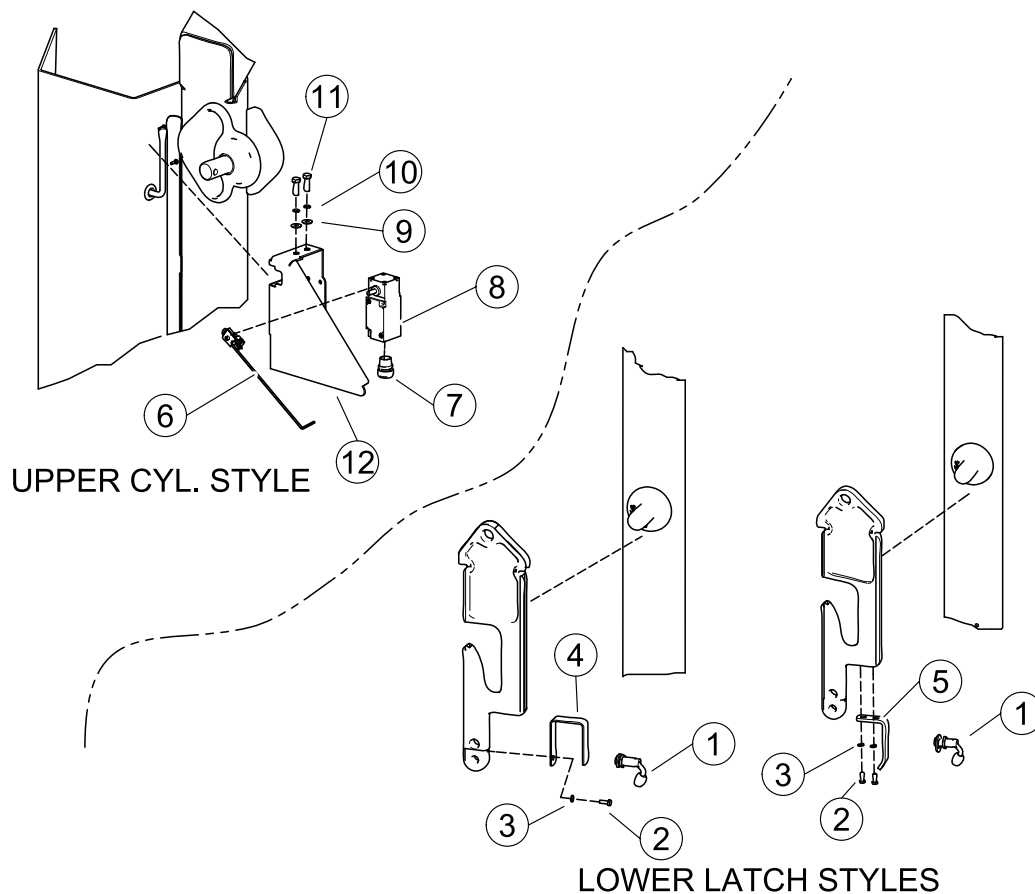
REAR DOOR FULLY OPEN SENSOR



REF. NO.	PART NO.	DESCRIPTION	QTY.
1	83165	BRACKET	1
2	45103-03	SENSOR, Proximity	1

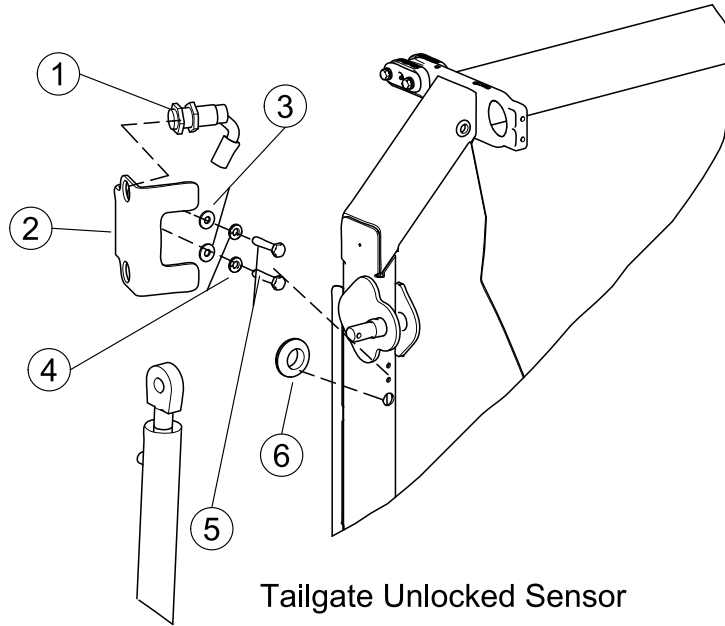
SECTION 7

REAR DOOR UNLOCKED/AJAR SENSOR



REF. NO.	PART NO.	DESCRIPTION	QTY.
1	45103-03	SENSOR, Proximity	1
2	QUB02000	BOLT	1
3	QUR01260	WASHER	1
4	69981	BRACKET, Proximity Sensor (Old style)	1
5	153358	BRACKET, Proximity Sensor (Current Version)	1
6	ELI00850	ACTUATOR ARM - Straight	1
	69691	ACTUATOR ARM - Bent	1
7	ELC00140	CONNECTOR	1
8	ELI00550	SWITCH, Limit	1
9	QUR01800	WASHER	2
10	QUR01270	WASHER	2
11	QUB02800	BOLT	2
12	69688	BRACKET	1

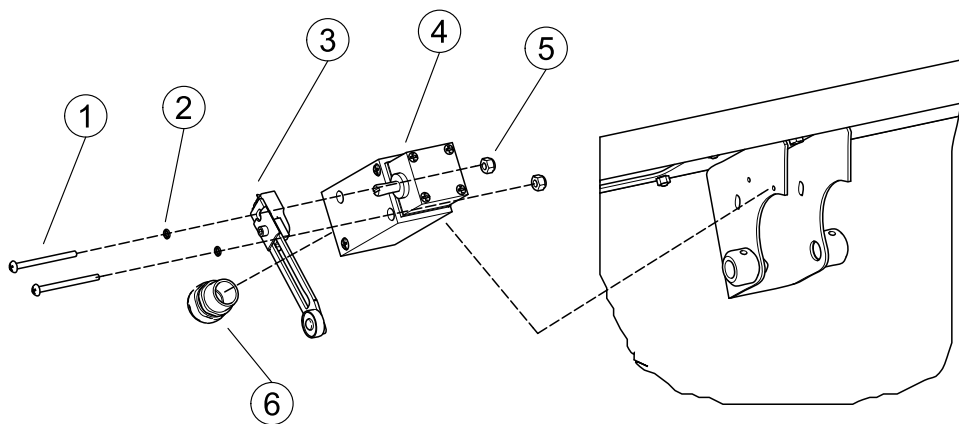
TAILGATE UNLOCKED SENSOR



Tailgate Unlocked Sensor

REF. NO.	PART NO.	DESCRIPTION	QTY.
1	45103-03	SENSOR, Proximity	1
2	172034	BRACKET	1
3	QUR01695	WASHER	2
4	QUR01261	WASHER	2
5	QUB02160	BOLT	2
6	QUG01910	GROMMET	2

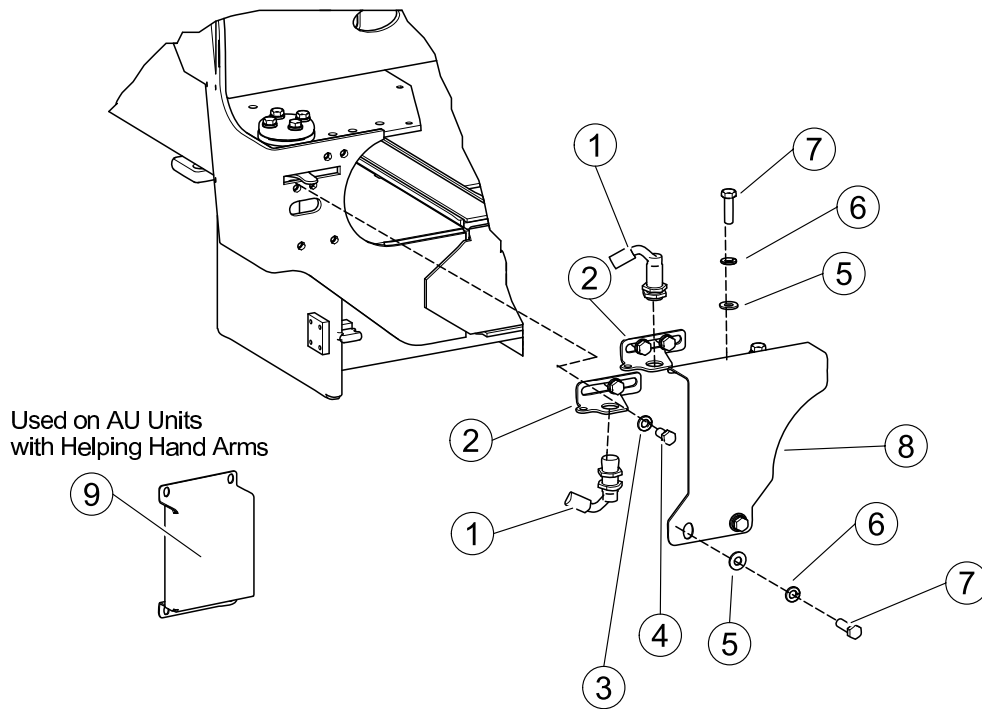
CRUSHER SWITCH



REF. NO.	PART NO.	DESCRIPTION	QTY.
1	QUV01925	BOLT	2
2	QUR01255	WASHER	2
3	ELI00852	ARM, Actuator	1
4	ELI00555	SWITCH	1
5	QUE01070	NUT	2
6	ELC00170	CONNECTOR	1

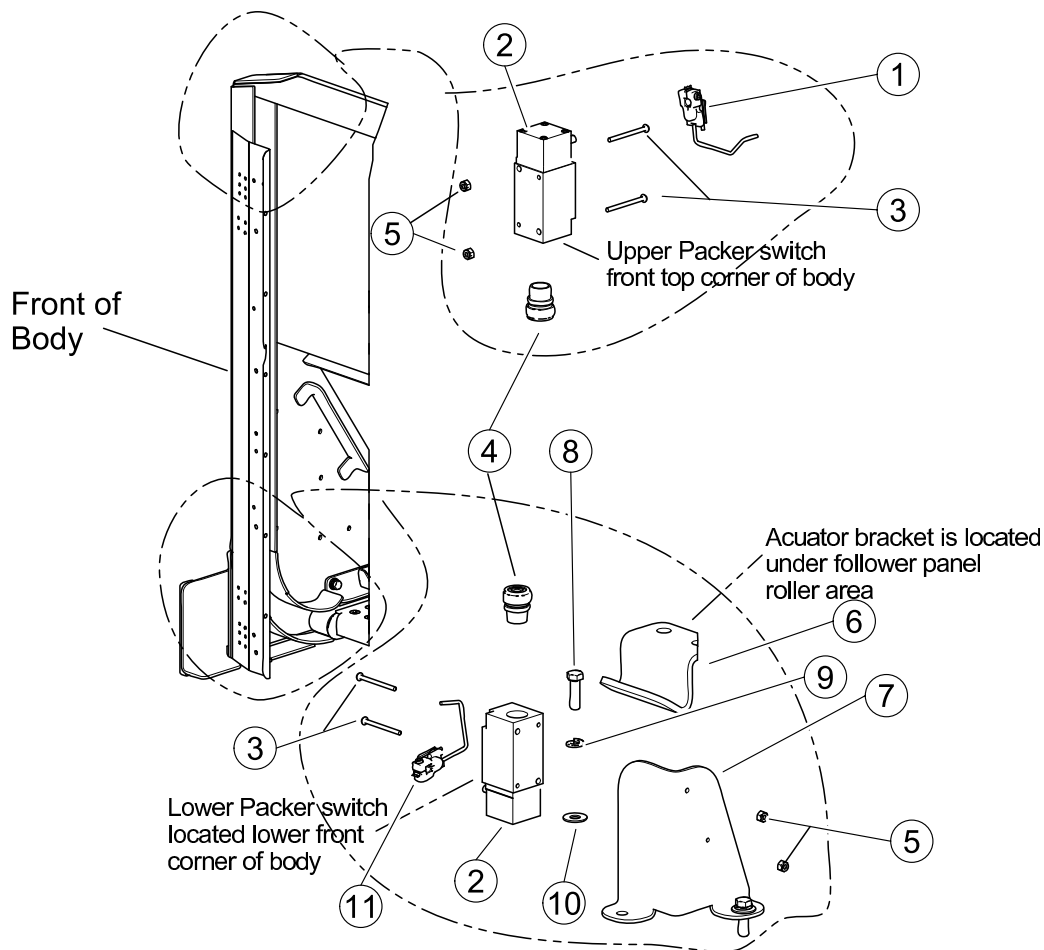
SECTION 7

PACKER PANEL SENSORS



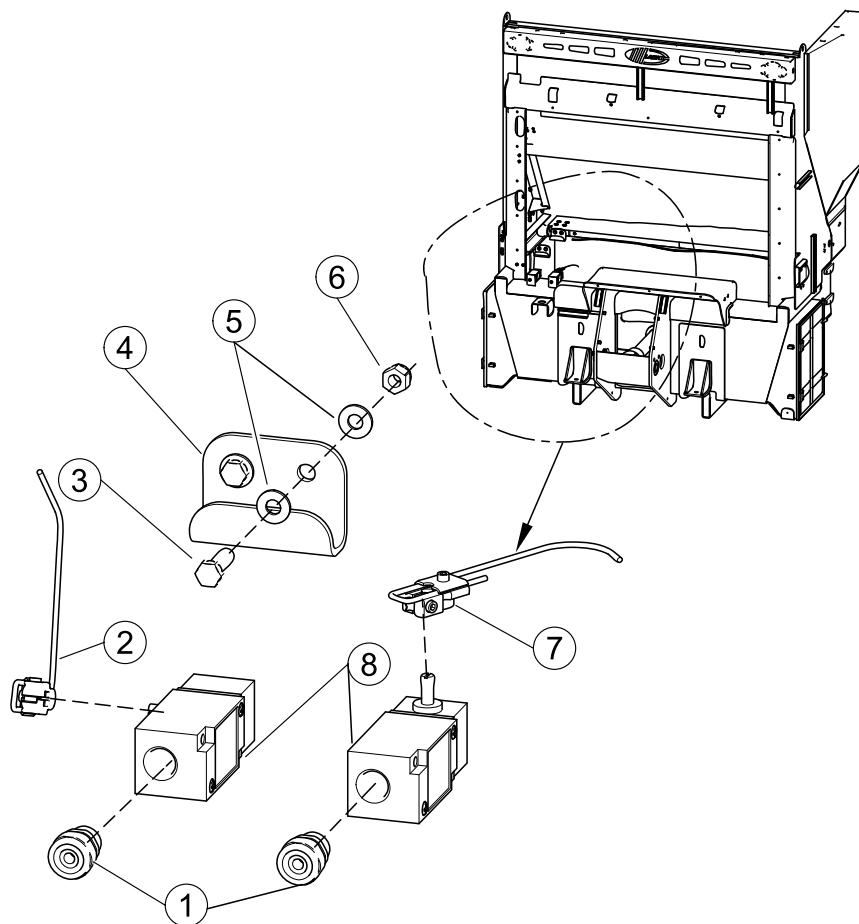
REF. NO.	PART NO.	DESCRIPTION	QTY.
1	45103-03	SENSOR, Proximity	2
2	120580	BRACKET, Sensor	2
3	QUR01274	WASHER	4
4	QUB03350	BOLT	4
5	QUR01902	WASHER	4
6	QUR01272	WASHER	4
7	QUB03501	BOLT	4
8	155205	BRACKET, Cover	1
9	189304	BRACKET, Cover - SS - Automizer with Helping Hand	1

PACKER SENSORS - FULL EJECT - UNITS BEFORE AU14116NIA



REF. NO.	PART NO.	DESCRIPTION	QTY.
1	162169	ACTUATOR ARM, Bent	1
	ELI00850	ACTUATOR ARM - Straight	1
2	ELI00550	SWITCH, Limit	2
3	QUV01925	BOLT	4
4	ELC00140	CONNECTOR	2
5	QUE01070	NUT	4
6	162166	BRACKET, Actuator	1
7	162167	BRACKET, Cover	1
8	QUB03500	BOLT	2
9	QUR01274	WASHER	2
10	QUR01900	WASHER	2
11	162171	ACTUATOR ARM - Bent	1
	ELI00850	ACTUATOR ARM - Straight	1

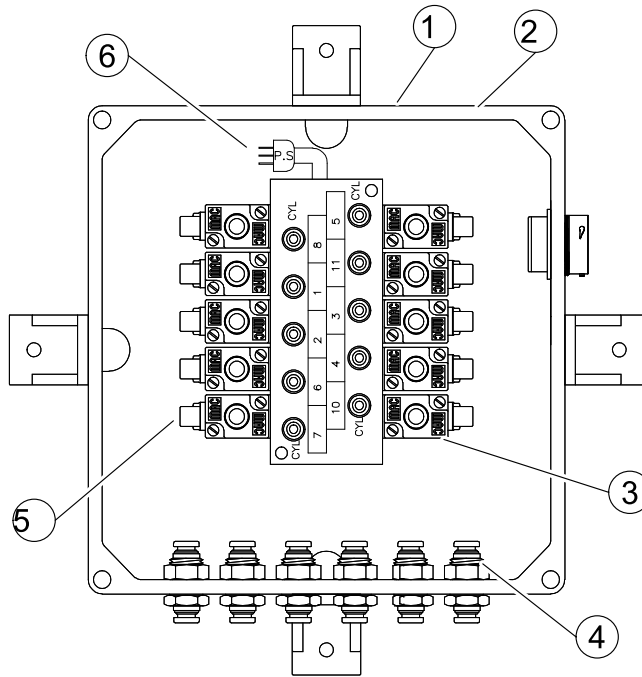
PACKER PANEL SENSORS - Full Eject - S/N AU14116NIA & Above



REF. NO.	PART NO.	DESCRIPTION	QTY.
1	ELC00140	CONNECTOR	2
2	179927	ACTUATOR ARM - Bent	1
	ELI00850	ACTUATOR ARM - Straight	1
3	QUB03501	BOLT	2
4	179919	BRACKET, Follower	1
5	QUR01902	WAHSER	4
6	QUE01302	NUT	2
7	179925	ACTUATOR - Bent	1
	ELI00850	ACTUATOR ARM - Straight	1
8	ELI00550	SWITCH	2

SECTION 7

AIR VALVE ENCLOSURE (MAC VALVES)

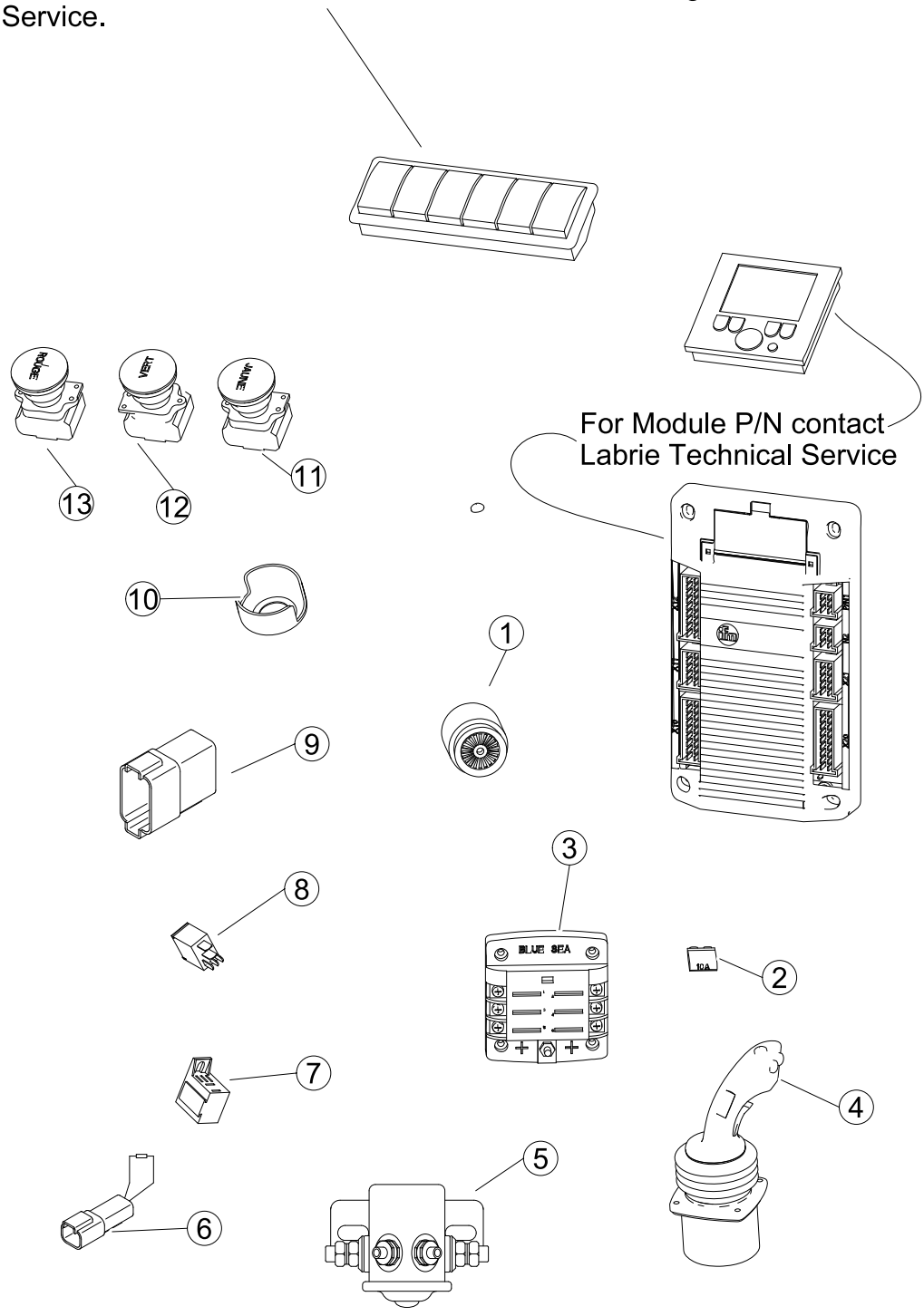


REF. NO.	PART NO.	DESCRIPTION	QTY.
1	120424-01	ASSEMBLY, Enclosure - STD. UNIT	1
2	120721	ENCLOSURE Only	1
3	PNV01965-01	VALVE, Air - MAC	A/R
4	PNF01610	FITTING, AIR - Bulkhead	A/R
5	PNV01967	CONNECTOR W/Wire - Only	A/R
6	PNI00250	SWITCH, Pressure	1

SECTION 7

MISCELLANEOUS ELECTRICAL COMPONENTS

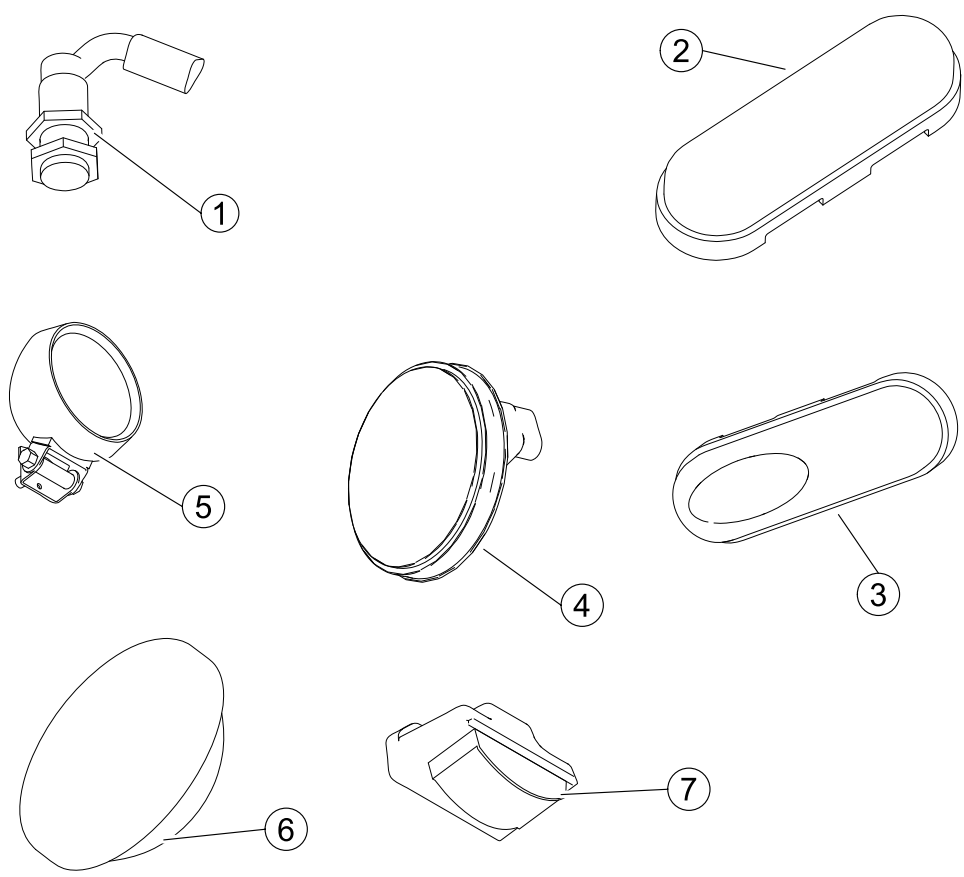
Replacement of switch packs ELB05000 and ELB05001 and Modules may require reprogramming please contact Labrie Technical Service. Please have Labrie unit S/N available when contacting Technical Service.



MISCELLANEOUS ELECTRICAL COMPONENTS

REF. NO.	PART NO.	DESCRIPTION	QTY.
1	ELR01020	ALARM BUZZER	1
2	ELD00280-01	BREAKER, Circuit - 7A - Resettable	A/R
	ELD00305-01	BREAKER, Circuit - 10A - Resettable	A/R
	ELD00405-01	BREAKER, Circuit - 15A - Resettable	A/R
	ELF00301	FUSE - ATO - 35 Amp	A/R
3	ELS00451	BLOCK, Fuse - 6 Space	A/R
4	PNJ01500	JOYSTICK	A/R
5	ELR00825	RELAY - 12V - 85 Amp	A/R
6	157502	RESISTOR, End Line - 120 Ohms	A/R
7	ELR00780	BASE, Mini Relay	A/R
8	ELR00775	RELAY, Mini - 30 Amp	A/R
9	66871	DIODE PACK - 3	A/R
	66870	DIODE PACK - 5 to 1	A/R
	92512	DIODE PACK - 8	A/R
	71825	DIODE PACK - 4 to 1	A/R
	ELC05110	DIODE PACK - 1	A/R
10	ELB02450	BUTTON GUARD	A/R
11	ELB02000	PUSHBUTTON, Yellow - Complete	A/R
12	ELB02300	PUSHBUTTON, Green - Complete	A/R
13	ELB02180	PUSHBUTTON, Red - Complete	A/R

LIGHTING COMPONENTS



REF. NO.	PART NO.	DESCRIPTION	QTY.
1	45103-03	SENSOR, Proximity - W/ 3pin connector	A/R
2	ELL03355	LIGHT, Red Oval - 6 LED	A/R
3	ELL02583	LIGHT, Amber Oval - 6 LED	A/R
4	ELL02530	4" LIGHT, Red - 6 LED	A/R
	ELL02526	4" LIGHT, Red - Incandescent	A/R
	ELL02521	4" LIGHT, Amber - 60 LED	A/R
	QUG03000	4" LIGHT GROMMET	A/R
	ELL02950	4" LIGHT, Clear - 54 LED	A/R
	ELL03200	4" LIGHT, Clear - Incandescent	A/R
5	ELL01300	LIGHT, Work - Incandescent	A/R
6	ELL02570	2½" LIGHT, Red - Incandescent	A/R
	ELL02571	2½" LIGHT, Red - LED	A/R
	ELL02575	2½" LIGHT, Amber - Incandescent	A/R
	ELL02576	2½" LIGHT, Amber - LED	A/R
	QUG02700	2½" LIGHT GROMMET	A/R
7	ELL03010	LIGHT, License - Clear	A/R

labrie*plus* - USA

1981 W. Snell Road
Oshkosh, WI. 54904

Mailing Address:
P.O. Box 2785
Oshkosh, WI. 54903-2785

Parts, Service and Warranty
(During Business Hours)
7:00 A.M. to 7:00 P.M. Central Standard Time

Technical Support Service (24 Hours)

Toll Free: 1-800-231-2771
Telephone: 1-920-233-2770
General Fax: 1-920-232-2496
Sales Fax: 1-920-232-2498

labrie*plus* - Canada

175 Route du Pont
St-Nicolas, QC G7A 2T3

Mailing Address:
175 Route du Pont
St-Nicolas, QC G7A 2T3

Parts, Service and Warranty
(During Business Hours)
8:00 A.M. to 5:00 P.M. Eastern Standard Time

Technical Support Service (24 Hours)

Toll Free: 1-877-831-8250
Telephone: 1-418-831-8250
Service Fax: 1-418-831-1673
Parts Fax: 1-418-831-7561

Part #177557

