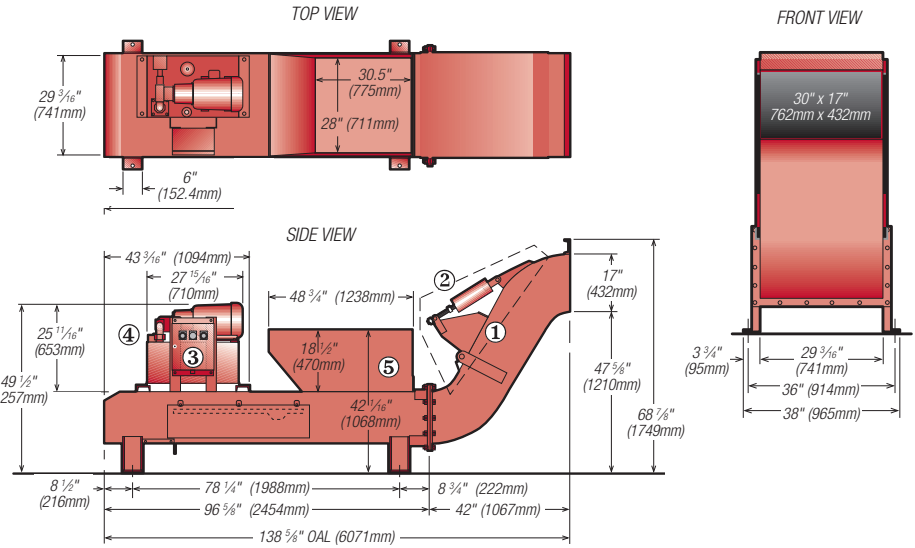


RJ-30 Compactor Extruder

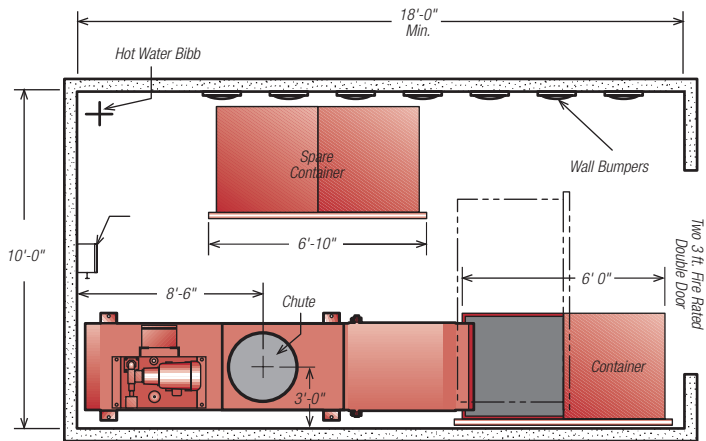
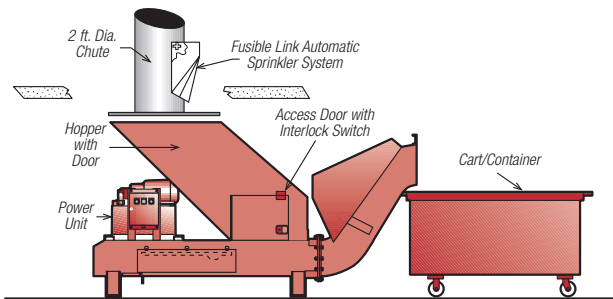
Dimensions and Specifications

Specifications		
Charge Box Capacity:		
Mfr. Rating	0.38 cu. yd.	0.29 m ³
NWRA Rating	0.27 cu. yd.	0.21 m ³
Clear Top Opening	30.5"L x 28"W	775mm x 711mm
Performance Characteristics		
Cycle Time	33 sec.	
Normal Force	46,200 lbs.	206 kN
Maximum Force	57,700 lbs.	257 kN
Normal Ram Face Pressure	128.3 psi	885 kPa
Maximum Ram Face Pressure	160.3 psi	1105 kPa
Weight	3,300 lbs.	1497 kg
Electrical Equipment		
Electric Motor 3/60/208/230/460	15 HP	11.2 kW
Electric Control Voltage	120 VAC	
UL® and CUL® Listed NEMA 3-type, all circuits fused/standard controls: Keylock start/stop/reverse. Mounted in face of electrical panel box.		
Hydraulic Equipment		
Hydraulic Pump Capacity	18.5 gpm	70 L/min.
Normal System Pressure	1,200 psi	83 bar
Maximum System Pressure	1,500 psi	103 bar
Hydraulic Cylinders (1) - Bore	7"	178mm
Hydraulic Cylinders (1) - Rod	4"	102mm



Unit Elements	
1	Choker
2	Choker Cover
3	Control Box
4	Power Unit
5	Hopper

Please refer MarathonEquipment.com for the online brochure with the most up-to-date information.



Compactor Rental and Leasing Programs Available

For detailed specifications, recommendations, or free economic studies comparing various systems, contact Marathon Customer Care at **1-800-633-8974**.

Authorized Dealer:



Marathon Equipment Company
 P.O. Box 1798
 Vernon, AL 35592-1798
 800.633.8974
www.marathonequipment.com
 NJPA Contract #060612-ESG



www.doveresg.com



Pictures in this literature are illustrative only. Specifications are subject to change without notice in order to accommodate improvements to the equipment. Complies with ANSI standard Z245.2, all applicable OSHA regulations, and certified under WASTECC's Stationary Compactor Certification Program. Products must be used with safe practice and in accordance with all applicable regulations and standards.